AMUNDI MSCI PACIFIC ESG CLIMATE NET ZERO AMBITION CTB UCITS ETF Dist

FACTSHEET

Marketing Communication

30/06/2024

EQUITY

Key Information (Source: Amundi)

Net Asset Value (NAV) : **66.15 (USD)**
NAV and AUM as of : **28/06/2024**
Assets Under Management (AUM) :
167.82 (million USD)
ISIN code : **LU2572257397**
Replication type : **Physical**
Benchmark :
100% MSCI PACIFIC ESG BROAD CTB SELECT NET USD INDEX

Objective and Investment Policy

The objective of this Sub-Fund is to track the performance of MSCI Pacific ESG Broad CTB Select Index ("the Index"), and to minimize the tracking error between the net asset value of the sub-fund and the performance of the Index. The sub-fund is a financial product that promotes among other characteristics ESG characteristics pursuant to Article 8 of the Disclosure Regulation, as further described in Annex 1 - ESG Related Disclosures to this rospectus.

Risk Indicator *(Source : Fund Admin)*

1 2 3 **4** 5 6 7

Lower Risk — Higher Risk

The risk indicator assumes you keep the product for 5 years.
The summary risk indicator is a guide to the level of risk of this product compared to other products. It shows how likely it is that the product will lose money because of movement in the markets or because we are not able to pay you.

Returns (Source: Fund Admin) - *Past performance does not predict future returns*

Performances from 10/03/2023 to 28/06/2024 (Source : Fund Admin)

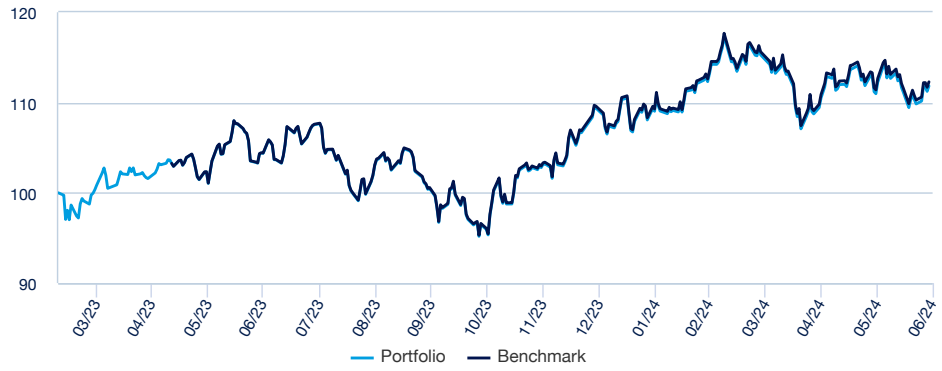

Risk indicators (Source: Fund Admin)

	1 year	3 years	Inception to date *
Portfolio volatility	15.77%	-	14.92%
Benchmark volatility	15.78%	-	14.93%
Ex-post Tracking Error	0.04%	-	0.05%
Sharpe ratio	0.09	-	0.22

* Volatility is a statistical indicator that measures an asset's variations around its average value. For example, market variations of +/- 1.5% per day correspond to a volatility of 25% per year.
The Tracking Error indicator measures the performance's difference between the fund and the benchmark

Cumulative returns* (Source: Fund Admin)

	YTD	1 month	3 months	1 year	3 years	5 years	Since
Since	29/12/2023	31/05/2024	28/03/2024	30/06/2023	-	-	10/03/2023
Portfolio	2.25%	-0.37%	-2.98%	7.15%	-	-	11.83%
Benchmark	2.47%	-0.34%	-2.88%	7.55%	-	-	12.40%
Spread	-0.22%	-0.03%	-0.11%	-0.40%	-	-	-0.56%

Calendar year performance* (Source: Fund Admin)

	2023	2022	2021	2020	2019
Portfolio	-	-	-	-	-
Benchmark	-	-	-	-	-
Spread	-	-	-	-	-

** Source : Amundi. The above cover complete periods of 12 months for each calendar year.* ***Past performance is no predictor of current and future results and does not guarantee future yield*** *. Any losses or gains do not take into consideration any costs, commissions and fees incurred by the investor in the issue and buyout of the shares (e.g. taxes, brokerage fees or other commissions deducted by the financial intermediary). If performance is calculated in a currency other than the euro, any losses or gains generated can thereby be affected by exchange rate fluctuations (both upward and downward). The discrepancy accounts for the performance difference between the portfolio and the index.*

AMUNDI MSCI PACIFIC ESG CLIMATE NET ZERO AMBITION CTB UCITS ETF Dist

FACTSHEET

Marketing Communication
30/06/2024

EQUITY

Meet the Team

Nobuaki Kato

Head of Index & Multistrategies Equity (Tokyo)

Keisuke NAKAYAMA

Portfolio Manager

Franck JULLIARD

Co-Portfolio Manager

Index Data (Source : Amundi)

Description of the Index

MSCI Pacific ESG Broad CTB Select Index is an equity index based on the MSCI Pacific Index representative of the large and mid-cap securities across 5 Developed Markets (DM) countries in the Pacific region (the "Parent Index").
The Index excludes companies whose products have negative social or environmental impacts, while overweighting companies with a strong MSCI ESG Score. Additionally, the Index aims to represent the performance of a strategy that reweights securities based upon the opportunities and risks associated with the climate transition to meet the EU Climate Transition Benchmark (EU CTB) regulation minimum requirements.

Information (Source: Amundi)

Asset class : **Equity**
Exposure : **Asia Pacific**
Benchmark index currency : **USD**

Holdings : **286**

Geographical breakdown (Source: Amundi)

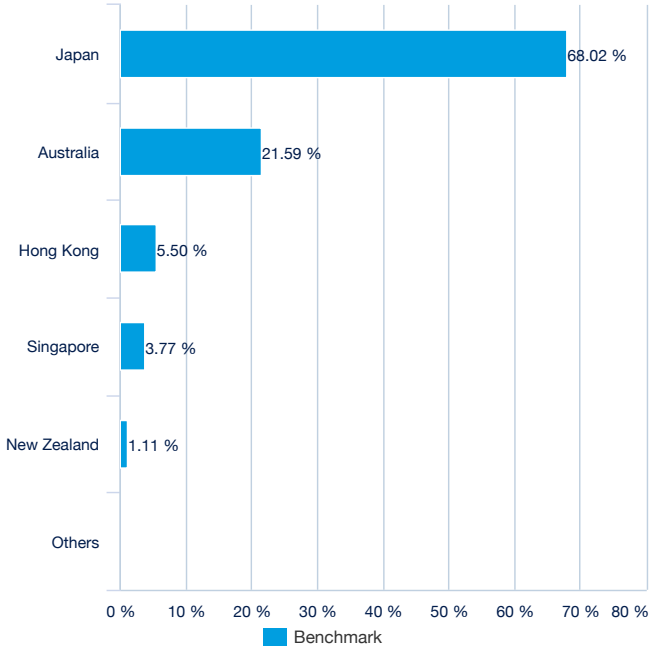

Top 10 benchmark holdings (source : Amundi)

	% of assets (Index)
TOYOTA MOTOR CORP	3.15%
COMMONWEALTH BK AUST	2.54%
SONY GROUP CORP (JT)	2.53%
MITSUBISHI UFJ FIN	2.31%
TOKYO ELECTRON LTD	2.03%
SUMITOMO MITSUI FINAN	1.82%
KEYENCE CORP	1.72%
TOKIO MARINE HOLDINGS INC	1.65%
TRANSURBAN GROUP	1.56%
RECRUIT HOLDINGS CO LTD	1.42%
Total	**20.72%**

Benchmark Sector breakdown (source : Amundi)

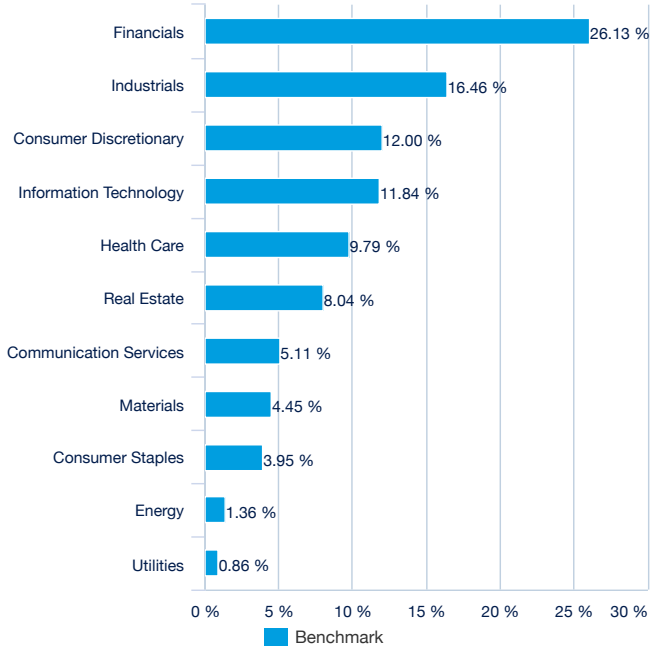

Principal characteristics (Source : Amundi)

Fund structure	SICAV under Luxembourg law
UCITS compliant	UCITS
Management Company	Amundi Luxembourg SA
Administrator	CACEIS Bank, Luxembourg Branch
Custodian	CACEIS Bank, Luxembourg Branch
Independent auditor	PRICEWATERHOUSECOOPERS LUXEMBOURG
Share-class inception date	10/03/2023
Date of the first NAV	10/03/2023
Share-class reference currency	USD
Classification	-
Type of shares	Distribution
ISIN code	LU2572257397
Minimum investment to the secondary market	1 Share(s)
Frequency of NAV calculation	Daily
Management fees and other administrative or operating costs	0.45%
Minimum recommended investment period	5 years
Fiscal year end	December
Primary Market Maker	BNP Paribas

Listing data (source : Amundi)

Place	Hours	CCY	Mnemo	Bloomberg Ticker	Bloomberg iNAV	Reuters RIC	Reuters iNAV
Deutsche Börse	-	EUR	X014	X014 GY	CNAVNDUP	X014.DE	X014EURINAV=SOLA
Six Swiss Exchange	-	USD	CBMPUS	CBMPUS SW	CBMPUSUS	CBMPUS.S	CBMPUSDINAV=SOLA

Contact

ETF Sales contact

France & Luxembourg	+33 (0)1 76 32 65 76
Germany & Austria	+49 (0) 800 111 1928
Italy	+39 02 0065 2965
Switzerland (German)	+41 44 588 99 36
Switzerland (French)	+41 22 316 01 51
United Kingdom	+44 (0) 20 7 074 9598
UNITED KINGDOM (Instit)	+44 (0) 800 260 5644
Netherlands	+31 20 794 04 79
Nordic countries	+46 8 5348 2271
Hong Kong	+65 64 39 93 50
Spain	+34 914 36 72 45

ETF Capital Markets contact

Téléphone	+33 (0)1 76 32 19 93
Bloomberg IB Chat	Capital Markets Amundi ETF Capital Markets Amundi HK ETF

ETF Market Makers contact

BNP Paribas	+33 (0)1 40 14 60 01
Kepler Cheuvreux	+33 (0)1 53 65 35 25

Amundi contact

Amundi ETF
90 bd Pasteur
CS 21564
75 730 Paris Cedex 15 - France
Hotline : +33 (0)1 76 32 47 74
info@amundietf.com

Index Providers

AMUNDI MSCI PACIFIC ESG CLIMATE NET ZERO AMBITION CTB (THE "SUB-FUND") IS NOT SPONSORED, ENDORSED, SOLD OR PROMOTED BY MSCI INC. ("MSCI"), ANY OF ITS AFFILIATES, ANY OF ITS INFORMATION PROVIDERS OR ANY THIRD PARTY INVOLVED IN, OR RELATED TO, COMPILING OR CREATING ANY MSCI INDEX (COLLECTIVELY, THE "MSCI PARTIES"). THE MSCI INDICES ARE THE EXCLUSIVE PROPERTY OF MSCI AND ARE SERVICE MARKS OF MSCI OR ITS AFFILIATES. THE MSCI INDICES HAVE BEEN LICENSED FOR USE FOR CERTAIN PURPOSES BY AMUNDI. NONE OF THE MSCI PARTIES MAKES ANY REPRESENTATION OR WARRANTY, EXPRESS OR IMPLIED, TO THE ISSUER OR OWNERS OF THIS SUB-FUND OR ANY OTHER PERSON OR ENTITY REGARDING THE ADVISABILITY OF INVESTING IN SUB-FUNDS GENERALLY OR IN THIS PARTICULAR SUB-FUND OR THE ABILITY OF ANY MSCI INDEX TO TRACK CORRESPONDING STOCK MARKET PERFORMANCE. MSCI OR ITS AFFILIATES ARE THE LICENSORS OF CERTAIN TRADEMARKS, SERVICE MARKS AND TRADE NAMES AND OF THE MSCI INDICES WHICH ARE DETERMINED, COMPOSED AND CALCULATED BY MSCI WITHOUT REGARD TO AMUNDI OR THIS SUB-FUND OR THIS SUB-FUND'S UNITHOLDERS OR ANY OTHER PERSON OR ENTITY.

NONE OF THE MSCI PARTIES HAS ANY OBLIGATION TO TAKE THE NEEDS OF THE AMUNDI, THIS SUB-FUND'S UNITHOLDERS OR ANY OTHER PERSON OR ENTITY INTO CONSIDERATION IN DETERMINING, COMPOSING OR CALCULATING THE MSCI INDICES. NONE OF THE MSCI PARTIES IS RESPONSIBLE FOR OR HAS PARTICIPATED IN DETERMINATION OF THE TIMING OF, PRICES AT, OR QUANTITIES OF THIS SUB-FUND TO BE ISSUED OR IN THE DETERMINATION OR CALCULATION OF THE EQUATION BY OR THE CONSIDERATION INTO WHICH THIS SUB-FUND IS REDEEMABLE. FURTHERMORE, NONE OF THE MSCI PARTIES HAS ANY OBLIGATION OR LIABILITY TO THE ISSUER OR OWNERS OF THIS SUB-FUND OR ANY OTHER PERSON OR ENTITY IN CONNECTION WITH THE ADMINISTRATION, MARKETING OR OFFERING OF THIS SUB-FUND.

ALTHOUGH MSCI SHALL OBTAIN INFORMATION FOR INCLUSION IN OR FOR USE IN THE CALCULATION OF THE MSCI INDICES FROM SOURCES THAT MSCI CONSIDERS RELIABLE, NONE OF THE MSCI PARTIES WARRANTS OR GUARANTEES THE ORIGINALITY, ACCURACY AND/OR THE COMPLETENESS OF ANY MSCI INDEX OR ANY DATA INCLUDED THEREIN. NONE OF THE MSCI PARTIES MAKES ANY WARRANTY, EXPRESS OR IMPLIED, AS TO RESULTS TO BE OBTAINED BY THE ISSUER OF THE SUB-FUND, OWNERS OF THE SUB-FUND, OR ANY OTHER PERSON OR ENTITY, FROM THE USE OF ANY MSCI INDEX OR ANY DATA INCLUDED THEREIN. NONE OF THE MSCI PARTIES SHALL HAVE ANY LIABILITY FOR ANY ERRORS, OMISSIONS OR INTERRUPTIONS OF OR IN CONNECTION WITH ANY MSCI INDEX OR ANY DATA INCLUDED THEREIN. FURTHERMORE, NONE OF THE MSCI PARTIES MAKES ANY EXPRESS OR IMPLIED WARRANTIES OF ANY KIND, AND THE MSCI PARTIES HEREBY EXPRESSLY DISCLAIM ALL WARRANTIES OF MERCHANTABILITY AND FITNESS FOR A PARTICULAR PURPOSE, WITH RESPECT TO EACH MSCI INDEX AND ANY DATA INCLUDED THEREIN. WITHOUT LIMITING ANY OF THE FOREGOING, IN NO EVENT SHALL ANY OF THE MSCI PARTIES HAVE ANY LIABILITY FOR ANY DIRECT, INDIRECT, SPECIAL, PUNITIVE, CONSEQUENTIAL OR ANY OTHER DAMAGES (INCLUDING LOST PROFITS) EVEN IF NOTIFIED OF THE POSSIBILITY OF SUCH DAMAGES.

Important information

The Sub-Fund has been authorised for distribution to non-qualified investors in or from Switzerland by FINMA. Representative : CACEIS Bank, Paris, Branch of Nyon/Swiss, 35 route de Signy, 1260 Nyon, Switzerland (in the past “CACEIS Bank Luxembourg, Luxembourg, Branch of Nyon”, Switzerland. Paying agent: CA Indosuez (Suisse) S.A., 4 quai General Guisan, 1204 Geneva. Subscriptions in the Sub-Funds will only be accepted on the basis of the SICAV’s latest prospectus and Key Investor Information Document (KIID), its latest annual and semi-annual reports and its articles of incorporation that may be obtained, free of charge, at the registered office of the Swiss Representative. Past performance is not a guarantee or a reliable indicator for current or future performance and returns. The performance data do not take account of the commissions and costs incurred on the issue and redemption of units. The date of the data in this document is that indicated at the top of the document, unless otherwise stated.

This document is designed exclusively for institutional, professional, qualified or sophisticated investors and distributors. It is not meant for the general public or private clients of any jurisdiction or those qualified as 'US Persons'. Approved investors in regard to the European Union are those which are defined as "Professional" investors in Directive 2004/39/EC of 21 April 2004 "MiFID" or, as the case may be, as defined under each local legislation and, insofar as the offer in Switzerland is concerned, "qualified investors" as set forth in the federal Law on Collective Investments (LPCC), the Ordinance on collective investments of 22 November 2006 (OPCC) and the FINMA 08/8 Circular regarding the legislation on collective investments of 20 November 2008. This document shall not, under any circumstance, be sent within the European Union to non "Professional" investors as defined by the MFI or under each local legislation, or in Switzerland to those investors which are not defined as "qualified investors" in the applicable law and regulations.