Janus Henderson TABULA

TABULA HAITONG ASIA EX-JAPAN HY CORP BOND SCREENED UCITS ETF

(USD) - ACCUMULATING | TAHY | ISIN IE000LZC9NM0

Investment objective

The Tabula Haitong Asia ex-Japan High Yield Corp USD Bond Screened UCITS ETF (USD) - Accumulating (the Fund) aims to track the iBoxx MSCI Scored & Screened Tilted USD Asia ex-Japan High Yield Capped TCA Index (IBXXUXJT Index), less fees and expenses.

About the index

The index is designed to provide exposure to the USD-denominated Asia ex-Japan High Yield corporate bond market, with improved ESG characteristics.

It excludes issuers involved with Thermal Coal, Adult Entertainment, Alcohol, Gambling, Tobacco, Controversial Weapons, Nuclear Weapons, Conventional Weapons, Civilian Firearms, Nuclear Power, Genetically Modified Organisms and Recreational Cannabis above certain revenue thresholds, or involved with very serious ESG controversies.

In addition, issuers with higher or improving ESG ratings are overweighted (and vice versa). The index has a 3% issuer cap and a 50% sector cap.

A detailed methodology is available in the documents section of tabulaim.com

Investment process

The ETF invests in a portfolio of corporate bonds that reflects the composition of the index as far as practicable.

Performance

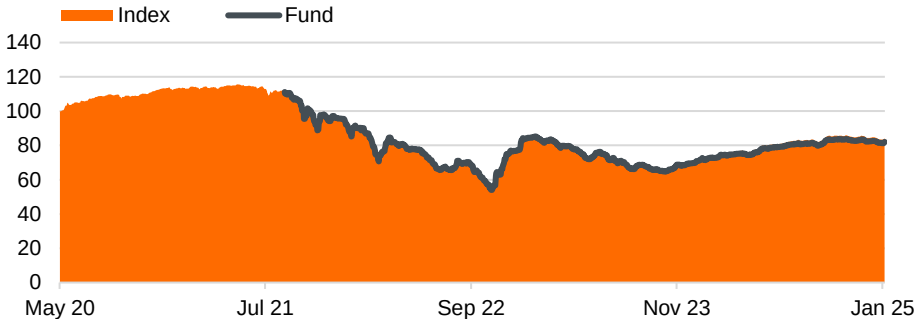

	Dec 19 - Dec 20	Dec 20 - Dec 21	Dec 21 - Dec 22	Dec 22 - Dec 23	Dec 23 - Dec 24
Fund (after fees):	n/a	n/a	-18.8%	-10.1%	17.2%
IBXXUXJT Index:	13.5%	-16.1%	-17.9%	-9.3%	18.1%

	YTD	1m	1y	3y (ann.)	5y (ann.)	Since share class inception	Vol	Sharpe ratio
Share class (after fees):	-0.2%	-0.5%	12.9%	-3.1%	n/a	-8.4%	n/a	n/a
IBXXUXJT Index:	-0.2%	-0.6%	13.7%	-1.9%	n/a	-7.7%	11.9%	-0.56

Data: Tabula IM/S&P Global, 31 January 2025. Volatility and Sharpe ratio are calculated over five years and include parent index data if historic index data is not available. Fund represents the base currency Share Class. Fund performance is shown where more than 12-months of track record is available, net of fees and on a total return basis.

The figures shown relate to past performance. Past performance does not predict future returns.

Assets and NAV

NAV:	US$7.382
Fund assets:	US$91.0m
Tabula assets*:	US$2,212m

*Represents assets where Tabula Investment Management Limited acts as Investment Manager and/or Marketer.

Index information

Index:	iBoxx MSCI Scored & Screened Tilted USD Asia ex-Japan High Yield Capped TCA Index
Index provider:	S&P Global (IHS Markit)
Bloomberg index ticker:	IBXXUXJT Index

Fund information

Ongoing charge:	0.60%
Replication:	Direct
Issuer:	Tabula ICAV
Investment manager:	Haitong International Asset Management (HK) Ltd
Administration:	HSBC Securities Services (Ireland) DAC
Custody:	HSBC Continental Europe, Dublin Branch
Fund inception:	02 September 2021
Share class inception:	02 September 2021
Income treatment:	Accumulating
Domicile:	Ireland
Base currency:	USD
Share class currency:	USD
ISIN:	IE000LZC9NM0
SFDR Classification:	Article 8
UK distributor/ reporting status:	Yes
ISA & SIPP eligible:	Yes
Registered countries:	AT, CH, DE, DK, ES, FI, FR, IT, IE, LU, NL, NO, PT, SE, UK

MSCI ESG RATINGS BBB

CCC B BB BBB A AA AAA

Capital is at risk. The value of your investment may go down as well as up and you may not get back the amount you invested. Investors should read the key risks section of this document, Key Investor Information Document and Prospectus prior to investing.

Tabula Haitong Asia ex-Japan HY Corp USD Bond ESG UCITS ETF

Key metrics

No. of bonds:	88
No. of issuers:	52
Average duration (yrs):	2.32
Average maturity (yrs):	2.85
Yield to maturity (USD):	12.25%
Average credit rating:	BB-

Sustainability disclosures

Sustainability overview:	This fund aims to provide exposure with improved broad environmental, social and governance (ESG) characteristics relative to the wider Asia ex-Japan USD high yield bond market.
SFDR classification:	Article 8
Minimum % sustainable investments:	50%
PAIs considered:	No
Minimum alignment with EU taxonomy:	0%
Exclusions:	ESG Controversies (e.g. UNGC violation); Adult entertainment Alcohol Cannabis (recreational) Controversial weapons Conventional weapons Gambling Genetically modified organisms Nuclear power Nuclear weapons Thermal coal Tobacco
ESG data provider:	MSCI ESG

Share class information

Exchange:	London Stock Exchange	BX Swiss
Trading hours:	0800 to 1630 (London)	0900 to 1730 (Zurich)
Trading currency:	USD	USD
Exchange ticker:	TAHY	TAHY
Bloomberg ticker:	TAHY LN	TAHY SW
RIC:	TAHY.L	TAHY.S
SEDOL/VALOR:	BMYGQB0	BMCX2H1
WKN:	A3CU59	A3CU59

Credit exposure - country

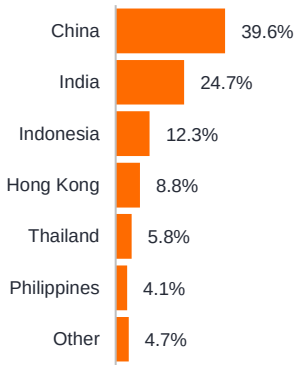

Credit exposure - sector

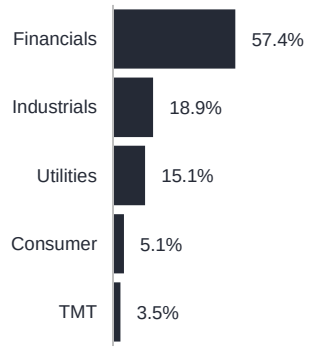

Credit exposure - rating

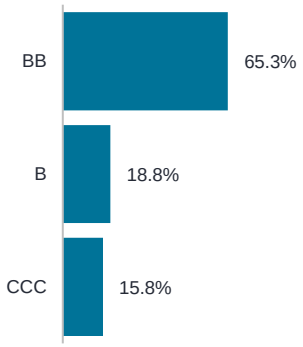

For fund holdings, please visit tabulaim.com

Data: Tabula IM/Bloomberg. Composition data as at 31 January 2025.

There is no guarantee that the yield stated will be achieved.

Key risks

- **No capital protection:** The value of your investment may go down as well as up and you may not get back the amount you invested.
- **Liquidity risk:** Lower liquidity means there are insufficient buyers or sellers to allow the Sub-Fund to sell or buy investments readily. Neither the Index provider nor the issuer make any representation or forecast on liquidity.
- **Counterparty risk:** The Sub-Fund may incur losses if any institution providing services such as safekeeping of assets or acting as a derivatives counterparty becomes insolvent.
- **ESG screening:** The environmental, social and governance screening criteria are embedded with the index selection process, which seeks to exclude bonds issued by companies involved in certain activities. The investment manager is not responsible for monitoring the screening process or confirming that all bonds which pass the screening process are issued by companies with adequate environmental, social or governance standards.
- **Credit risk:** The issuer of a financial asset held within the Fund may not pay income or repay capital to the Sub-Fund when due.
- **High yield securities risk:** The prices of high yield bonds are likely to be more sensitive to adverse economic changes or individual issuer developments than higher rated securities possibly leading to high yield issuers not being able to service their principal and interest payment obligations. The secondary market for securities that are high yield may be less liquid than the markets for higher quality securities.
- **Emerging markets risk:** Issuers from emerging markets are generally more sensitive to economic and political conditions than developed markets. Other factors include a greater 'liquidity risk', restrictions on investment or transfer of assets, failed/delayed delivery of securities or payments to the Fund and sustainability-related risks.

FOR MORE INFORMATION PLEASE VISIT TABULAIM.COM

Janus Henderson
TABULA

Waystone Investment Management (IE) Limited is the European investment distributor and is authorized in Ireland as an investment firm under the Markets in Financial Instruments Directive. Waystone Investment Management (IE) Limited is regulated by the Central Bank of Ireland and acts as a distributor in the European Union under reference number C1011. Waystone Investment Management (IE) Limited does not provide investment advice on an independent basis. For further details please contact IR@tabulagroup.com

Not for onward distribution. This is a marketing communication. It is not investment advice and is not an offer to sell or solicitation of an offer to buy any investment. This document is for Professional Clients (as defined by the FCA or MiFID Rules) and Qualified Investors only and should not be relied upon by any other persons. It is not for persons who are resident in the United States, Canada or any province or territory thereof. You should satisfy yourself as to the full observance of the laws of any country that might be relevant to the subscription, purchase, holding, exchange, redemption or disposal of any investment. Janus Henderson Investors has not considered the suitability of any investment against your individual needs and risk tolerance.

Tabula ICAV is an umbrella Irish collective asset-management vehicle incorporated in Ireland, authorized and regulated by the Central Bank of Ireland. The ETFs referenced in this document (each a “Fund”) are open-ended investment sub-funds of Tabula ICAV, which has variable capital, having segregated liability between its funds, and is organized under the laws of Ireland.

No provider of information presented here, including index and ratings information, is liable for damages or losses arising from use of their information or for any losses relating to the accuracy, or completeness of such information. No warranty of accuracy is given and no liability in respect of any error or omission is accepted. The information in this document, especially as regards portfolio construction and parameter, may be changed without further notice and should not be relied on for investment decisions.

Past performance does not predict future returns and should not be the sole factor of consideration when selecting a product. The price of the investments may go up or down and the investor you may not get back the amount invested. Your income is not fixed and may fluctuate. The value of investments involving exposure to foreign currencies can be affected by exchange rate movements. We remind you that the levels and bases of, and reliefs from, taxation may change. In respect of the products mentioned this document is intended for information purposes only and does not constitute investment advice or an offer to sell or a solicitation of an offer to buy the securities described within.

The Fund has appointed a Swiss representative Waystone Services (Switzerland) SA, Av. Villamont 17, 1005 Lausanne, Switzerland, Tel: +41 21 311 17 77, email: switzerland@waystone.com . The Fund's Swiss paying agent is Banque Cantonale de Genève. The Prospectus, the Key Investor Information Documents, the Instrument of Incorporation as well as the annual and semi-annual reports may be obtained free of charge from the Swiss Representative in Lausanne. In respect of the Shares distributed in or from Switzerland, the place of performance and jurisdiction is at the registered office of the Swiss Representative. The issue and redemption prices are published at each issue and redemption on www.swissfunddata.ch . The Fund is a foreign collective investment scheme registered in Spain with the CNMV with the number 1859.

Issued by Janus Henderson Investors. Janus Henderson Investors is the name under which investment products and services are provided by Janus Henderson Investors International Limited (reg no. 3594615), Janus Henderson Investors UK Limited (reg no. 906355), Janus Henderson Fund Management UK Limited (reg no 2678531), (each registered in England and Wales at 201 Bishopsgate, London EC2M 3AE and regulated by the Financial Conduct Authority), Tabula Investment Management Limited (reg. no. 11286661 at 10 Norwich Street, London, United Kingdom, EC4A 1BD and regulated by the Financial Conduct Authority) and Janus Henderson Investors Europe SA (reg no. B22848 at 78, Avenue de la Liberté, L-1930 Luxembourg, Luxembourg and regulated by the Financial Sector Surveillance Commission).

Janus Henderson is a trademark of Janus Henderson Group plc or one of its subsidiaries. © Janus Henderson Group plc .

The ETF referred to herein is not sponsored, endorsed, or promoted by MSCI ESG Research LLC or its affiliates ("MSCI”) and it bears no liability with respect to the Fund ETF. Marks used herein are subject to license from MSCI. All goodwill and use of Marks inures to the benefit of MSCI. No other use of the Marks is permitted without a license from MSCI.

© 2025 Tabula Investment Management Limited®