PASSIVE

RBOT

# iShares Automation & Robotics UCITS ETF
## U.S. Dollar (Accumulating)
### iShares IV plc

iShares by BlackRock

**August 2024**

**Unless otherwise stated, Performance, Portfolio Breakdowns and Net Assets information as at: 31-Aug-2024. All other data as at 12-Sep-2024.**

**This document is marketing material.** For Investors in Switzerland. Investors should read the KIID/PRIIPs document and prospectus prior to investing, and should refer to the prospectus for the funds full list of risks. For Professional Clients and Qualified Investors only.

## FUND OVERVIEW

The Fund seeks to track the performance of an index composed of developed and emerging market companies which are generating significant revenues from specific sectors associated with the development of automatic and robotic technology.

## KEY BENEFITS

1. Competitively priced and diversified access to companies that are developing technology in the fields of automation and robotics, across both developed and emerging markets.
2. Growth potential due to major structural drivers including lower development costs, evolving technology and rising cost of labour.
3. Express a long-term view within your equity allocation through an ETF tracking an ESG-screened index (screened for Controversial Weapons, Weapons, Tobacco, Nuclear Power, Thermal Coal, Oil & Gas, and companies involved in severe ESG controversies).

## RISK INDICATOR

**Lower Risk**
Potentially Lower Rewards

**Higher Risk**
Potentially Higher Rewards

| 1 | 2 | 3 | 4 | **5** | 6 | 7 |
|---|---|---|---|---|---|---|

**CAPITAL AT RISK:** The value of investments and the income from them can fall as well as rise and are not guaranteed. Investors may not get back the amount originally invested.

**KEY RISKS:**

- Shares in smaller companies typically trade in less volume and experience greater price variations than larger companies.
- Investments in the technology securities are subject to absence or loss of intellectual property protections, rapid changes in technology, government regulation and competition.
- Emerging markets are generally more sensitive to economic and political conditions than developed markets. Other factors include greater 'Liquidity Risk', restrictions on investment or transfer of assets, failed/delayed delivery of securities or payments to the Fund and sustainability-related risks.
- Investment risk is concentrated in specific sectors, countries, currencies or companies. This means the Fund is more sensitive to any localised economic, market, political, sustainability-related or regulatory events.
- The value of equities and equity-related securities can be affected by daily stock market movements. Other influential factors include political, economic news, company earnings and significant corporate events.
- Counterparty Risk: The insolvency of any institutions providing services such as safekeeping of assets or acting as counterparty to derivatives or other instruments, may expose the Share Class to financial loss.
- Liquidity Risk: Lower liquidity means there are insufficient buyers or sellers to allow the Fund to sell or buy investments readily.

## PRODUCT INFORMATION

**ISIN :** IE00BYZK4552
**Share Class Launch Date :** 08-Sep-2016
**Share Class Currency :** USD
**Total Expense Ratio :** 0.40%
**Use of Income :** Accumulating
**Net Assets of Share Class (M) :** 3,196.19 USD

## KEY FACTS

**Asset Class :** Equity
**Benchmark :** STOXX Global Automation & Robotics Index
**Fund Launch Date :** 08-Sep-2016
**Net Assets of Fund (M) :** 3,374.53 USD
**SFDR Classification :** Article 8
**Domicile :** Ireland
**Methodology :** Optimised
**Issuing Company :** iShares IV plc
**Product Structure :** Physical

## PORTFOLIO CHARACTERISTICS

**Price to Book Ratio :** 4.42x
**Price to Earnings Ratio :** 36.88x
**3y Beta :** 1.00
**Number of Holdings :** 151

# iShares Automation & Robotics UCITS ETF
## U.S. Dollar (Accumulating)
### iShares IV plc

iShares by BlackRock

## CALENDAR YEAR PERFORMANCE

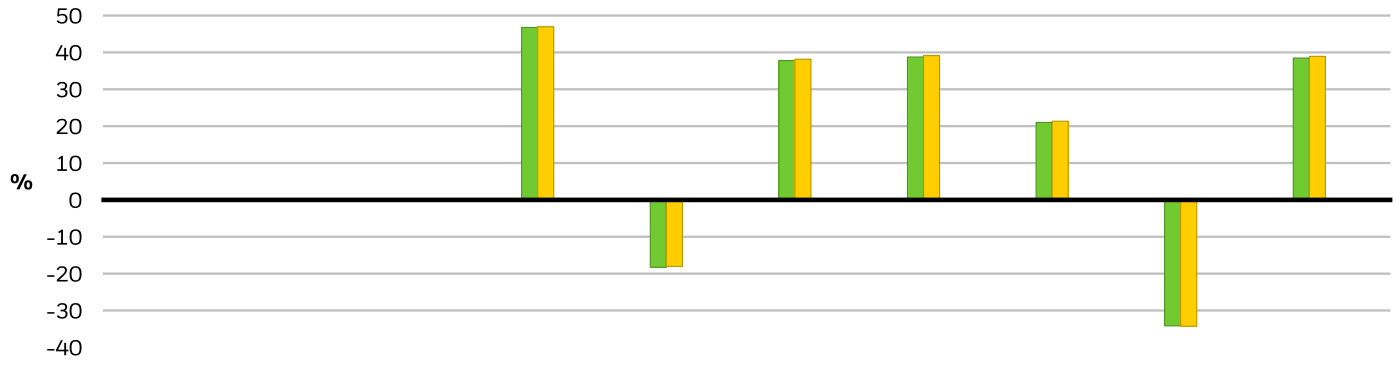


| | 2014 | 2015 | 2016 | 2017 | 2018 | 2019 | 2020 | 2021 | 2022 | 2023 |
|---|---|---|---|---|---|---|---|---|---|---|
| Share Class | - | - | - | 46.78 | -18.27 | 37.77 | 38.76 | 21.01 | -34.17 | 38.49 |
| Benchmark | - | - | - | 46.95 | -18.02 | 38.17 | 39.13 | 21.35 | -34.26 | 38.94 |

## GROWTH OF HYPOTHETICAL 10,000 USD SINCE INCEPTION

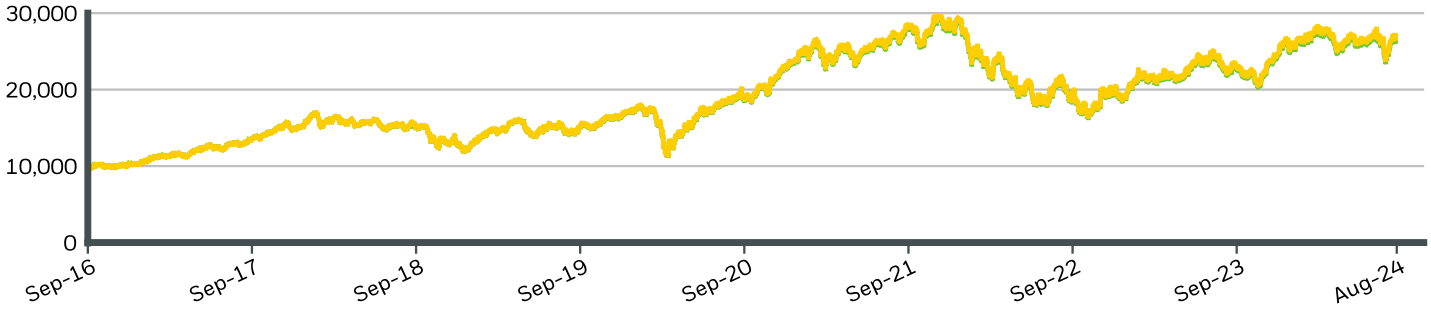


## CUMULATIVE & ANNUALISED PERFORMANCE

| | CUMULATIVE (%) | | | | | ANNUALISED (% p.a.) | | |
|---|---|---|---|---|---|---|---|---|
| | 1m | 3m | 6m | YTD | 1y | 3y | 5y | Since Inception |
| Share Class | 1.64 | 3.74 | -2.00 | 2.15 | 15.44 | -0.87 | 12.90 | 13.12 |
| Benchmark | 1.66 | 3.82 | -1.93 | 2.27 | 15.68 | -0.74 | 13.11 | 13.31 |

**The figures shown relate to past performance. Past performance is not a reliable indicator of current or future performance and should not be the sole factor of consideration when selecting a product or strategy.** Share Class and Benchmark performance displayed in USD, hedged share class benchmark performance is displayed in USD. Performance is shown on a Net Asset Value (NAV) basis, with gross income reinvested where applicable. The return of your investment may increase or decrease as a result of currency fluctuations if your investment is made in a currency other than that used in the past performance calculation. **Source:** BlackRock

Share Class — iShares Automation & Robotics UCITS ETF U.S. Dollar (Accumulating)

Benchmark — STOXX Global Automation & Robotics Index

**Contact Us**
For EMEA: +353 1 612 3394 • www.blackrock.com • investor.services@blackrock.com

# iShares Automation & Robotics UCITS ETF
## U.S. Dollar (Accumulating)
### iShares IV plc

iShares by BlackRock

## TOP 10 HOLDINGS (%)

| | |
|---|---|
| WORKDAY INC CLASS A | 2.68% |
| AUTODESK INC | 2.66% |
| SERVICENOW INC | 2.61% |
| CONSTELLATION SOFTWARE INC | 2.57% |
| INTUITIVE SURGICAL INC | 2.55% |
| SAP | 2.53% |
| GARMIN LTD | 2.47% |
| MARVELL TECHNOLOGY INC | 2.36% |
| ROCKWELL AUTOMATION INC | 2.32% |
| KEYENCE CORP | 2.32% |
| **Total of Portfolio** | **25.07%** |

Holdings are subject to change.

## SECTOR BREAKDOWN (%)

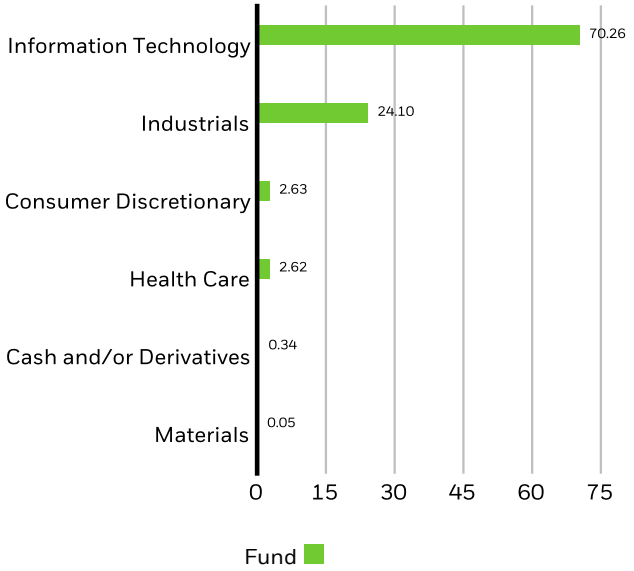


Allocations are subject to change. **Source:** BlackRock

## TRADING INFORMATION

| Exchange | SIX Swiss Exchange | London Stock Exchange | Euronext Amsterdam |
|---|---|---|---|
| Ticker | RBOT | RBOT | RBOE |
| Bloomberg Ticker | RBOT SW | RBOT LN | - |
| RIC | RBOT.S | RBOT.L | RBOE.AS |
| SEDOL | BD41ZQ0 | BYZK455 | BMFV4K9 |
| VALOR | 33305410 | 33305410 | 33305410 |
| Listing Currency | USD | USD | EUR |

This product is also listed on: Xetra,Tel Aviv Stock Exchange,Bolsa Mexicana De Valores,Santiago Stock Exchange,Bolsa De Valores De Colombia,Borsa Italiana

## GEOGRAPHIC BREAKDOWN (%)

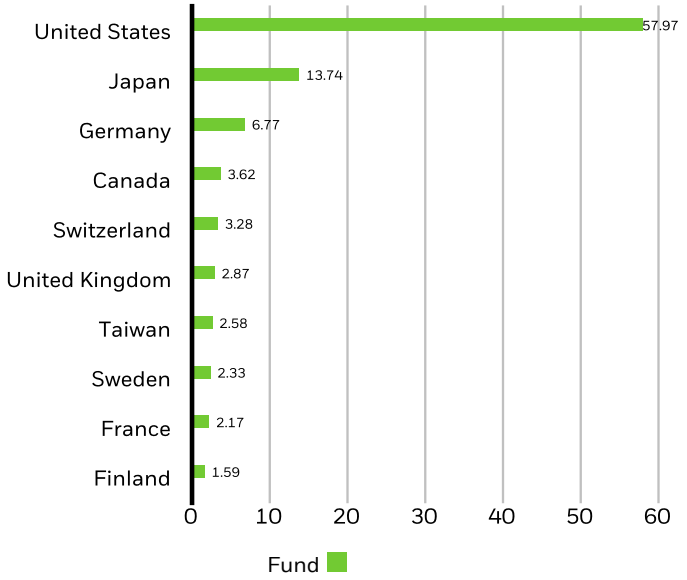


Geographic exposure relates principally to the domicile of the issuers of the securities held in the product, added together and then expressed as a percentage of the product's total holdings. However, in some instances it can reflect the location where the issuer of the securities carries out much of their business.

## MARKET CAPITALISATION (%)

Exposure breakdowns data is unavailable at this time.

**Contact Us**
For EMEA: +353 1 612 3394 • www.blackrock.com • investor.services@blackrock.com

# iShares Automation & Robotics UCITS ETF
## U.S. Dollar (Accumulating)
### iShares IV plc

iShares by BlackRock

## SUSTAINABILITY CHARACTERISTICS

Sustainability Characteristics can help investors integrate non-financial, sustainability considerations into their investment process. These metrics enable investors to evaluate funds based on their environmental, social, and governance (ESG) risks and opportunities. This analysis can provide insight into the effective management and long-term financial prospects of a fund.

The metrics below have been provided for transparency and informational purposes only. The existence of an ESG rating is not indicative of how or whether ESG factors will be integrated into a fund. The metrics are based on MSCI ESG Fund Ratings and, unless otherwise stated in fund documentation and included within a fund's investment objective, do not change a fund's investment objective or constrain the fund's investable universe, and there is no indication that an ESG or Impact focused investment strategy or exclusionary screens will be adopted by a fund. For more information regarding a fund's investment strategy, please see the fund's prospectus.

| | | | |
|---|---|---|---|
| **MSCI ESG % Coverage** | 98.30% | **MSCI ESG Fund Rating (AAA-CCC)** | AA |
| **MSCI ESG Quality Score - Peer Percentile** | 80.07% | **MSCI ESG Quality Score (0-10)** | 7.38 |
| **Funds in Peer Group** | 1,084 | **Fund Lipper Global Classification** | Equity Sector Information Tech |
| **MSCI Weighted Average Carbon Intensity % Coverage** | 98.39% | **MSCI Weighted Average Carbon Intensity (Tons CO2E/$M SALES)** | 17.98 |
| **MSCI Implied Temperature Rise (0-3.0+ °C)** | > 1.5° - 2.0° C | **MSCI Implied Temperature Rise % Coverage** | 98.39% |

All data is from MSCI ESG Fund Ratings as of **21-Aug-2024**, based on holdings as of **31-Jul-2024**. As such, the fund's sustainable characteristics may differ from MSCI ESG Fund Ratings from time to time.

To be included in MSCI ESG Fund Ratings, 65% (or 50% for bond funds and money market funds) of the fund's gross weight must come from securities with ESG coverage by MSCI ESG Research (certain cash positions and other asset types deemed not relevant for ESG analysis by MSCI are removed prior to calculating a fund's gross weight; the absolute values of short positions are included but treated as uncovered), the fund's holdings date must be less than one year old, and the fund must have at least ten securities.

**IMPORTANT INFORMATION:**
Certain information contained herein (the "Information") has been provided by MSCI ESG Research LLC, a RIA under the Investment Advisers Act of 1940, and may include data from its affiliates (including MSCI Inc. and its subsidiaries ("MSCI")), or third party suppliers (each an "Information Provider"), and it may not be reproduced or redisseminated in whole or in part without prior written permission. The Information has not been submitted to, nor received approval from, the US SEC or any other regulatory body. The Information may not be used to create any derivative works, or in connection with, nor does it constitute, an offer to buy or sell, or a promotion or recommendation of, any security, financial instrument or product or trading strategy, nor should it be taken as an indication or guarantee of any future performance, analysis, forecast or prediction. Some funds may be based on or linked to MSCI indexes, and MSCI may be compensated based on the fund's assets under management or other measures. MSCI has established an information barrier between equity index research and certain Information. None of the Information in and of itself can be used to determine which securities to buy or sell or when to buy or sell them. The Information is provided "as is" and the user of the Information assumes the entire risk of any use it may make or permit to be made of the Information. Neither MSCI ESG Research nor any Information Party makes any representations or express or implied warranties (which are expressly disclaimed), nor shall they incur liability for any errors or omissions in the Information, or for any damages related thereto. The foregoing shall not exclude or limit any liability that may not by applicable law be excluded or limited.

**Contact Us**
For EMEA: +353 1 612 3394 • www.blackrock.com • investor.services@blackrock.com

**GLOSSARY**

**SFDR Classification: Article 8:** Products that promote environmental or social characteristics and promote good governance practices. **Article 9:** Products that have sustainable investments as an objective and follow good governance practices. **Other:** Products that do not meet the criteria to be classified as Article 8 or 9.

**Funds in Peer Group:** The number of funds from the relevant Lipper Global Classification peer group that are also in ESG coverage.

**MSCI ESG Fund Rating (AAA-CCC):** The MSCI ESG Rating is calculated as a direct mapping of ESG Quality Scores to letter rating categories (e.g. AAA = 8.6-10). The ESG Ratings range from leader (AAA, AA), average (A, BBB, BB) to laggard (B, CCC).

**MSCI Implied Temperature Rise (0-3.0+ °C):** Implied Temperature Rise (ITR) is used to provide an indication of alignment to the temperature goal of the Paris Agreement for a company or a portfolio. ITR employs open source 1.55°C decarbonization pathways derived from the Network of Central Banks and Supervisors for Greening the Financial System (NGFS). These pathways can be regional and sector specific and set a net zero target of 2050. We make use of this feature for all GHG scopes. A net zero emissions economy is one that balances emissions and removals. Because the ITR metric is calculated in part by considering the potential for a company within the fund's portfolio to reduce its emissions over time, it is forward looking and prone to limitations. As a result, BlackRock publishes MSCI's ITR metric for its funds in temperature range bands. The bands help to underscore the underlying uncertainty in the calculations and the variability of the metric.

**MSCI ESG Quality Score - Peer Percentile:** The fund's ESG Percentile compared to its Lipper peer group.

**MSCI Weighted Average Carbon Intensity % Coverage:** Percentage of the fund's holdings for which MSCI Carbon Intensity data is available. The MSCI Weighted Average Carbon Intensity metric is displayed for funds with any coverage. Funds with low coverage may not fully represent the fund's carbon characteristics given the lack of coverage.

**Price to Earnings:** A valuation ratio of a company's current share price compared to its per-share earnings in the current forecast year, calculated as current share price divided by current earnings per share.

**MSCI ESG % Coverage:** Percentage of the fund's holdings for which the MSCI ESG ratings data is available. The MSCI ESG Fund Rating, MSCI ESG Quality Score, and MSCI ESG Quality Score - Peer Percentile metrics are displayed for funds with at least 65% coverage.

**Fund Lipper Global Classification:** The fund peer group as defined by the Lipper Global Classification.

**MSCI Implied Temperature Rise % Coverage:** Percentage of the fund's holdings for which MSCI Implied Temperature Rise data is available. The MSCI Implied Temperature Rise metric is displayed for funds with at least 65% coverage.

**MSCI ESG Quality Score (0-10):** The MSCI ESG Quality Score (0 - 10) for funds is calculated using the weighted average of the ESG scores of fund holdings. The Score also considers ESG Rating trend of holdings and the fund exposure to holdings in the laggard category. MSCI rates underlying holdings according to their exposure to industry specific ESG risks and their ability to manage those risks relative to peers.

**MSCI Weighted Average Carbon Intensity (Tons CO2E/$M SALES):** Measures a fund's exposure to carbon intensive companies. This figure represents the estimated greenhouse gas emissions per $1 million in sales across the fund's holdings. This allows for comparisons between funds of different sizes.

**Price to Book Ratio:** represents the ratio of the current closing price of the share to the latest quarter's book value per share.

**IMPORTANT INFORMATION:**

**This material is for distribution to Professional Clients (as defined by the Financial Conduct Authority or MiFID Rules) only and should not be relied upon by any other persons.**

**In the UK and Non-European Economic Area (EEA) countries:** This is issued by BlackRock Advisors (UK) Limited, which is authorised and regulated by the Financial Conduct Authority. Registered office: 12 Throgmorton Avenue, London, EC2N 2DL, Tel: +44 (0)20 7743 3000. Registered in England and Wales No. 00796793. For your protection, calls are usually recorded. Please refer to the Financial Conduct Authority website for a list of authorised activities conducted by BlackRock.

iShares plc, iShares II plc, iShares III plc, iShares IV plc, iShares V plc, iShares VI plc and iShares VII plc (together 'the Companies') are open-ended investment companies with variable capital having segregated liability between their funds organised under the laws of Ireland and authorised by the Central Bank of Ireland.

Further information about the Fund and the Share Class, such as details of the key underlying investments of the Share Class and share prices, is available on the iShares website at www.ishares.com or by calling +44 (0)845 357 7000 or from your broker or financial adviser. The indicative intra-day net asset value of the Share Class is available at http://deutsche-boerse.com and/or http://www.reuters.com. A UCITS ETF's units / shares that have been acquired on the secondary market cannot usually be sold directly back to the UCITS ETF itself. Investors who are not Authorised Participants must buy and sell shares on a secondary market with the assistance of an intermediary (e.g. a stockbroker) and may incur fees and additional taxes in doing so. In addition, as the market price at which the Shares are traded on the secondary market may differ from the Net Asset Value per Share, investors may pay more than the then current Net Asset Value per Share when buying shares and may receive less than the current Net Asset Value per Share when selling them.

**For investors in Switzerland:** For professional clients and qualified investors only. This document is marketing material. This document shall be exclusively made available to, and directed at, qualified investors as defined in Article 10 (3) of the CISA of 23 June 2006, as amended, at the exclusion of qualified investors with an opting-out pursuant to Art. 5 (1) of the Swiss Federal Act on Financial Services ("FinSA"). For information on art. 8 / 9 Financial Services Act (FinSA) and on your client segmentation under art. 4 FinSA, please see the following website: www.blackrock.com/finsa.

The iShares ETFs are domiciled in Ireland, Switzerland and Germany. BlackRock Asset Management Schweiz AG, Bahnhofstrasse 39, CH-8001 Zurich, is the Swiss Representative and State Street International GmbH, Munich, Zurich Branch, Beethovenstrasse 19, CH-8002 Zürich the Swiss Paying Agent for the foreign iShares ETFs registered in Switzerland. The Prospectus, the Prospectus with integrated fund contract, the Packaged Retail and Insurance-based Investment Products Key Information Document (PRIIPs KID) or equivalent, the general and particular conditions, the Articles of Incorporation, the latest and any previous annual and semi-annual reports of the iShares ETFs domiciled or registered in Switzerland are available free of charge from BlackRock Asset Management Schweiz AG. Investors should read the fund specific risks in the PRIIPs KID and the Prospectus.

**Capital at risk:** Past performance is not a reliable indicator of current or future results and should not be the sole factor of consideration when selecting a product or strategy. Changes in the rates of exchange between currencies may cause the value of investments to diminish or increase. Fluctuation may be particularly marked in the case of a higher volatility fund and the value of an investment may fall suddenly and substantially. Levels and basis of taxation may change from time to time and depend on personal individual circumstances. BlackRock has not considered the suitability of this investment against your individual needs and risk tolerance. The data displayed provides summary information. Investment should be made on the basis of the relevant Prospectus which is available from the manager. The products mentioned in this document are intended for information purposes only and do not constitute investment advice or an offer to sell or a solicitation of an offer to buy the securities described within. This document may not be distributed without authorisation from BlackRock.

**Restricted Investors:** This document is not, and under no circumstances is to be construed as an advertisement or any other step in furtherance of a public offering of shares in the United States or Canada. This document is not aimed at persons who are resident in the United States, Canada or any province or territory thereof, where the companies/securities are not authorised or registered for distribution and where no prospectus has been filed with any securities commission or regulatory authority. The companies/securities may not be acquired or owned by, or acquired with the assets of, an ERISA Plan.

Bloomberg MSCI December 2025 Maturity USD Corporate ESG Screened Index is the intellectual property (including registered trademarks) of STOXX Limited, Zurich, Switzerland ("STOXX"), Deutsche Börse Group or their licensors, which is used under license. The iShares ETF is neither sponsored nor promoted, distributed or in any other manner supported by STOXX, Deutsche Börse Group or their licensors, research partners or data providers and STOXX, Deutsche Börse Group and their licensors, research partners or data providers do not give any warranty, and exclude any liability (whether in negligence or otherwise) with respect thereto generally or specifically in relation to any errors, omissions or interruptions in the relevant index or its data.

Any research in this document has been procured and may have been acted on by BlackRock for its own purpose. The results of such research are being made available only incidentally. The views expressed do not constitute investment or any other advice and are subject to change. They do not necessarily reflect the views of any company in the BlackRock Group or any part thereof and no assurances are made as to their accuracy.

**© 2024 BlackRock, Inc. All Rights reserved. BLACKROCK, BLACKROCK SOLUTIONS and iSHARES are trademarks of BlackRock, Inc. or its subsidiaries in the United States and elsewhere. All other trademarks are those of their respective owners.**

**Contact Us**

For EMEA: +353 1 612 3394 • www.blackrock.com • investor.services@blackrock.com