AMUNDI INDEX MSCI EUROPE ESG BROAD CTB - UCITS ETF DR - EUR

FACTSHEET

Marketing Communication

30/06/2024

EQUITY

Key Information (Source: Amundi)

Net Asset Value (NAV) : **334.55 (EUR)**
NAV and AUM as of : **28/06/2024**
ISIN code : **LU1681042609**
Assets Under Management (AUM) :
1,634.11 (million EUR)
Share-class reference currency : **EUR**
Benchmark :
100% MSCI EUROPE ESG BROAD CTB SELECT

Objective and Investment Policy

The objective of the Sub-Fund is to track the performance of the MSCI Europe ESG Broad CTB Select Index (the "Index"). The Sub-Fund aims to achieve a level of tracking error of the Sub-Fund and its Index that will not normally exceed 1%.

Performances from 30/06/2014 to 28/06/2024 (Source : Fund Admin)

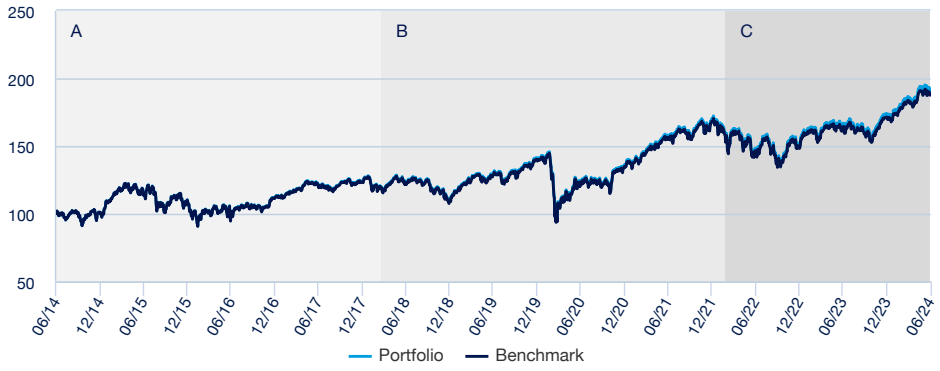

A : Sur la base des performances réalisées depuis la date de lancement du Fonds français « AMUNDI ETF MSCI EUROPE UCITS ETF » géré par Amundi Asset Management et absorbé par « AMUNDI MSCI EUROPE » le 22.03.2018
B : Performance of the Sub-Fund since the date of its launch
C : Since this date, the sub fund will move his benchmark from MSCI Europe to MSCI Europe ESG Broad CTB Select Index

Cumulative returns* (Source: Fund Admin)

	YTD	1 month	3 months	1 year	3 years	5 years	Since
Since	29/12/2023	31/05/2024	28/03/2024	30/06/2023	30/06/2021	28/06/2019	16/09/2008
Portfolio	9.64%	-0.74%	2.17%	14.26%	21.88%	47.64%	189.80%
Benchmark	9.41%	-0.76%	1.99%	14.05%	21.11%	46.45%	185.45%
Spread	0.23%	0.01%	0.18%	0.21%	0.77%	1.19%	4.36%

Calendar year performance* (Source: Fund Admin)

	2023	2022	2021	2020	2019	2018	2017	2016	2015	2014
Portfolio	15.90%	-11.62%	25.32%	-3.24%	26.29%	-10.40%	10.42%	2.70%	8.37%	7.01%
Benchmark	15.68%	-11.79%	25.13%	-3.32%	26.05%	-10.57%	10.24%	2.58%	8.22%	6.84%
Spread	0.22%	0.16%	0.19%	0.08%	0.24%	0.17%	0.18%	0.12%	0.15%	0.17%

** Source : Amundi. The above cover complete periods of 12 months for each calendar year.* ***Past performance is no predictor of current and future results and does not guarantee future yield*** *. Any losses or gains do not take into consideration any costs, commissions and fees incurred by the investor in the issue and buyout of the shares (e.g. taxes, brokerage fees or other commissions deducted by the financial intermediary). If performance is calculated in a currency other than the euro, any losses or gains generated can thereby be affected by exchange rate fluctuations (both upward and downward). The discrepancy accounts for the performance difference between the portfolio and the index.*

Risk Indicator *(Source : Fund Admin)*

1 2 3 **4** 5 6 7

Lower Risk — Higher Risk

The risk indicator assumes you keep the product for 5 years.
The summary risk indicator is a guide to the level of risk of this product compared to other products. It shows how likely it is that the product will lose money because of movement in the markets or because we are not able to pay you.

Particular risks for the Fund not included in these indicator are:
* Counterparty risk: this is the risk of default by a market operator, including a total return swap counterparty, that prevents it from honouring its obligations to the Fund.
The occurrence of one of these risks may decrease the net asset value of your portfolio.

Information (Source: Amundi)

Management Company : **Amundi Luxembourg SA**
Fund structure : **SICAV**
Applicable law : **under Luxembourg law**
Share-class inception date : **22/03/2018**
Type of shares : **Accumulation**
Minimum first subscription / subsequent :
1,000,000 Equivalent in EUR of USD / 1 Share(s)
Entry charge (maximum) : **3.00%**
Management fees and other administrative or operating costs :
0.14%
Exit charge (maximum) : **3.00%**
Minimum recommended investment period : **5 years**
Performance fees : **No**
Maximum performance fees rate (% per year) : **-**
Morningstar Overall Rating © : **4**
Morningstar Category © :
EUROPE LARGE-CAP BLEND EQUITY
Number of funds in the category : **1762**
Rating date : **31/05/2024**

AMUNDI INDEX MSCI EUROPE ESG BROAD CTB - UCITS ETF DR - EUR

FACTSHEET

Marketing Communication
30/06/2024

EQUITY

Index Data (Source : Amundi)

Description of the Index

MSCI Europe ESG Broad Select Index is an equity index based on the MSCI Europe Index representative of the large and mid-cap securities across developed markets countries in Europe (the "Parent Index"). The index excludes companies whose products have negative social or environmental impacts, while overweighting companies with strong ESG Score and reducing carbon footprint by at least 20% compared to its Parent Index whilst maintaining the risk and return characteristics similar to those of the Parent Index.

Top 10 benchmark holdings (source : Amundi)

	% of assets (Index)
NOVO NORDISK A/S-B	4.55%
ASML HOLDING NV	4.04%
ASTRAZENECA GBP	2.31%
NOVARTIS AG-REG	2.19%
SAP SE / XETRA	2.12%
SCHNEIDER ELECT SE	1.93%
LVMH MOET HENNESSY LOUIS VUI	1.86%
ABB LTD-REG	1.85%
HSBC HOLDING PLC GBP	1.56%
ROCHE HLDG AG-GENUSS	1.54%
Total	**23.96%**

Benchmark Sector breakdown (source : Amundi)

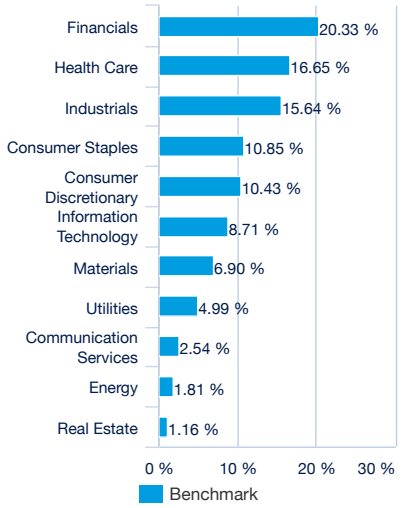

Geographical breakdown (Source: Amundi)

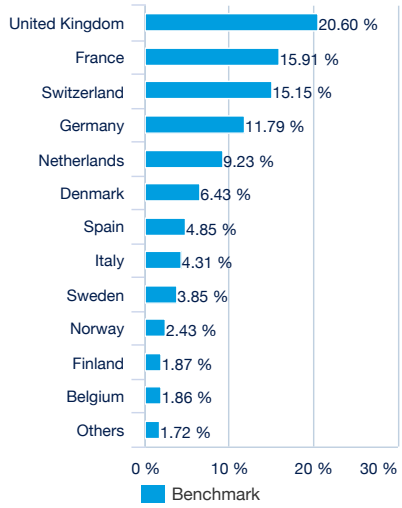

Index Providers

AMUNDI INDEX MSCI EUROPE ESG BROAD CTB (THE "SUB-FUND") IS NOT SPONSORED, ENDORSED, SOLD OR PROMOTED BY MSCI INC. ("MSCI"), ANY OF ITS AFFILIATES, ANY OF ITS INFORMATION PROVIDERS OR ANY THIRD PARTY INVOLVED IN, OR RELATED TO, COMPILING OR CREATING ANY MSCI INDEX (COLLECTIVELY, THE "MSCI PARTIES"). THE MSCI INDICES ARE THE EXCLUSIVE PROPERTY OF MSCI AND ARE SERVICE MARKS OF MSCI OR ITS AFFILIATES. THE MSCI INDICES HAVE BEEN LICENSED FOR USE FOR CERTAIN PURPOSES BY AMUNDI. NONE OF THE MSCI PARTIES MAKES ANY REPRESENTATION OR WARRANTY, EXPRESS OR IMPLIED, TO THE ISSUER OR OWNERS OF THIS SUB-FUND OR ANY OTHER PERSON OR ENTITY REGARDING THE ADVISABILITY OF INVESTING IN SUB-FUNDS GENERALLY OR IN THIS PARTICULAR SUB-FUND OR THE ABILITY OF ANY MSCI INDEX TO TRACK CORRESPONDING STOCK MARKET PERFORMANCE. MSCI OR ITS AFFILIATES ARE THE LICENSORS OF CERTAIN TRADEMARKS, SERVICE MARKS AND TRADE NAMES AND OF THE MSCI INDICES WHICH ARE DETERMINED, COMPOSED AND CALCULATED BY MSCI WITHOUT REGARD TO AMUNDI OR THIS SUB-FUND OR THIS SUB-FUND'S UNITHOLDERS OR ANY OTHER PERSON OR ENTITY.

NONE OF THE MSCI PARTIES HAS ANY OBLIGATION TO TAKE THE NEEDS OF THE AMUNDI, THIS SUB-FUND'S UNITHOLDERS OR ANY OTHER PERSON OR ENTITY INTO CONSIDERATION IN DETERMINING, COMPOSING OR CALCULATING THE MSCI INDICES. NONE OF THE MSCI PARTIES IS RESPONSIBLE FOR OR HAS PARTICIPATED IN DETERMINATION OF THE TIMING OF, PRICES AT, OR QUANTITIES OF THIS SUB-FUND TO BE ISSUED OR IN THE DETERMINATION OR CALCULATION OF THE EQUATION BY OR THE CONSIDERATION INTO WHICH THIS SUB-FUND IS REDEEMABLE. FURTHERMORE, NONE OF THE MSCI PARTIES HAS ANY OBLIGATION OR LIABILITY TO THE ISSUER OR OWNERS OF THIS SUB-FUND OR ANY OTHER PERSON OR ENTITY IN CONNECTION WITH THE ADMINISTRATION, MARKETING OR OFFERING OF THIS SUB-FUND.

ALTHOUGH MSCI SHALL OBTAIN INFORMATION FOR INCLUSION IN OR FOR USE IN THE CALCULATION OF THE MSCI INDICES FROM SOURCES THAT MSCI CONSIDERS RELIABLE, NONE OF THE MSCI PARTIES WARRANTS OR GUARANTEES THE ORIGINALITY, ACCURACY AND/OR THE COMPLETENESS OF ANY MSCI INDEX OR ANY DATA INCLUDED THEREIN. NONE OF THE MSCI PARTIES MAKES ANY WARRANTY, EXPRESS OR IMPLIED, AS TO RESULTS TO BE OBTAINED BY THE ISSUER OF THE SUB-FUND, OWNERS OF THE SUB-FUND, OR ANY OTHER PERSON OR ENTITY, FROM THE USE OF ANY MSCI INDEX OR ANY DATA INCLUDED THEREIN. NONE OF THE MSCI PARTIES SHALL HAVE ANY LIABILITY FOR ANY ERRORS, OMISSIONS OR INTERRUPTIONS OF OR IN CONNECTION WITH ANY MSCI INDEX OR ANY DATA INCLUDED THEREIN. FURTHERMORE, NONE OF THE MSCI PARTIES MAKES ANY EXPRESS OR IMPLIED WARRANTIES OF ANY KIND, AND THE MSCI PARTIES HEREBY EXPRESSLY DISCLAIM ALL WARRANTIES OF MERCHANTABILITY AND FITNESS FOR A PARTICULAR PURPOSE, WITH RESPECT TO EACH MSCI INDEX AND ANY DATA INCLUDED THEREIN. WITHOUT LIMITING ANY OF THE FOREGOING, IN NO EVENT SHALL ANY OF THE MSCI PARTIES HAVE ANY LIABILITY FOR ANY DIRECT, INDIRECT, SPECIAL, PUNITIVE, CONSEQUENTIAL OR ANY OTHER DAMAGES (INCLUDING LOST PROFITS) EVEN IF NOTIFIED OF THE POSSIBILITY OF SUCH DAMAGES.

Listing data (source : Amundi)

Place	Hours	CCY	Mnemo	Bloomberg Ticker	Bloomberg iNAV	Reuters RIC	Reuters iNAV
Nyse Euronext Paris	9:05 - 17:35	EUR	CEU	CEU FP	INCEU	CEU.PA	INCEUINAV.PA
London Stock Exchange	8:00 - 16:30	GBX	CEUR	CEUR LN	INCEU	ACEUR.L	INCEUINAV.PA
Deutsche Börse	9:00 - 17:30	EUR	CEUG	CEUG GY	INCEU	CEUG.DE	INCEUINAV.PA
Borsa Italiana	9:00 - 17:30	EUR	CEU	CEU IM	INCEU	CEU.MI	INCEUINAV.PA
Six Swiss Exchange	9:00 - 17:30	EUR	CEU	CEU SW	INCEU	CEU.S	INCEUINAV.PA
Nyse Euronext Amsterdam	9:05 - 17:35	USD	UCEU	UCEU NA	IUCEU	UCEU.AS	IUCEUINAV.PA
BIVA	-	EUR	CEU3	CEU3N MM	-	-	-

Important information

The Sub-Fund has been authorised for distribution to non-qualified investors in or from Switzerland by FINMA. Representative : CACEIS Bank, Paris, Branch of Nyon/Swiss, 35 route de Signy, 1260 Nyon, Switzerland (in the past "CACEIS Bank Luxembourg, Luxembourg, Branch of Nyon", Switzerland. Paying agent: CA Indosuez (Suisse) S.A., 4 quai General Guisan, 1204 Geneva. Subscriptions in the Sub-Funds will only be accepted on the basis of the SICAV's latest prospectus and Key Investor Information Document (KIID), its latest annual and semi-annual reports and its articles of incorporation that may be obtained, free of charge, at the registered office of the Swiss Representative. Past performance is not a guarantee or a reliable indicator for current or future performance and returns. The performance data do not take account of the commissions and costs incurred on the issue and redemption of units. The date of the data in this document is that indicated at the top of the document, unless otherwise stated.

© 2024 Morningstar. All Rights Reserved. The information, data, analyses and opinions ("Information") contained herein: (1) include the proprietary information of Morningstar and Morningstar's third party licensors; (2) may not be copied or redistributed except as specifically authorised; (3) do not constitute investment advice;(4) are provided solely for informational purposes; (5) are not warranted to be complete, accurate or timely; and (6) may be drawn from fund data published on various dates. Morningstar is not responsible for any trading decisions, damages or other losses related to the Information or its use. Please verify all of the Information before using it and don't make any investment decision except upon the advice of a professional financial adviser. Past performance is no guarantee of future results. The value and income derived from investments may go down as well as up.