# AMUNDI EURO STOXX 50 UCITS ETF DR - EUR

FACTSHEET

Marketing Communication

**30/06/2024**

EQUITY

## Key Information (Source: Amundi)

Net Asset Value (NAV) : **124.07 ( EUR )**
NAV and AUM as of : **28/06/2024**
Assets Under Management (AUM) :
**2,869.08 ( million EUR )**
ISIN code : **LU1681047236**
Replication type : **Physical**
Benchmark : **100% EURO STOXX 50**

## Objective and Investment Policy

This ETF seeks to replicate as closely as possible the performance of the EURO STOXX 50 index whether the trend is rising or falling.

## Risk Indicator *(Source : Fund Admin)*

| 1 | 2 | 3 | 4 | **5** | 6 | 7 |
|---|---|---|---|---|---|---|

Lower Risk — Higher Risk

The risk indicator assumes you keep the product for 5 years.
The summary risk indicator is a guide to the level of risk of this product compared to other products. It shows how likely it is that the product will lose money because of movement in the markets or because we are not able to pay you.

## Returns (Source: Fund Admin) - *Past performance does not predict future returns*

### Performances from 30/06/2014 to 28/06/2024 (Source : Fund Admin)

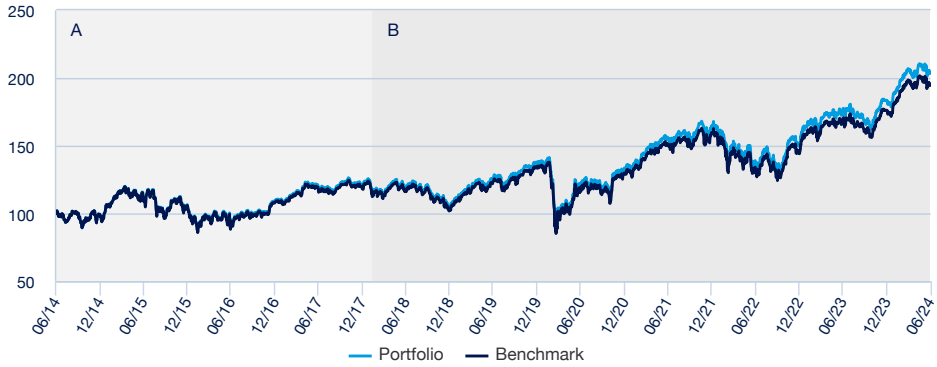


A : Based on the performance as from the launch date until the absorption date of the French Fund "AMUNDI ETF EURO STOXX 50 UCITS ETF DR" managed by Amundi Asset Management and absorbed by "AMUNDI EURO STOXX 50" on 14/02/2018.
B : Performance of the Sub-Fund since the date of its launch

### Risk indicators (Source: Fund Admin)

| | 1 year | 3 years | Inception to date * |
|---|---|---|---|
| **Portfolio volatility** | 13.40% | 16.72% | 21.96% |
| **Benchmark volatility** | 13.39% | 16.72% | 21.97% |
| **Ex-post Tracking Error** | 0.14% | 0.18% | 0.16% |
| **Sharpe ratio** | 0.79 | 0.47 | 0.26 |

* Volatility is a statistical indicator that measures an asset's variations around its average value. For example, market variations of +/- 1.5% per day correspond to a volatility of 25% per year.
The Tracking Error indicator measures the performance's difference between the fund and the benchmark

### Cumulative returns* (Source: Fund Admin)

| | YTD | 1 month | 3 months | 1 year | 3 years | 5 years | Since |
|---|---|---|---|---|---|---|---|
| Since | 29/12/2023 | 31/05/2024 | 28/03/2024 | 30/06/2023 | 30/06/2021 | 28/06/2019 | 16/09/2008 |
| **Portfolio** | 10.89% | -1.71% | -1.76% | 14.53% | 31.84% | 61.42% | 164.65% |
| **Benchmark** | 10.43% | -1.74% | -2.10% | 14.02% | 29.84% | 58.05% | 147.33% |
| **Spread** | 0.45% | 0.03% | 0.34% | 0.52% | 1.99% | 3.37% | 17.33% |

### Calendar year performance* (Source: Fund Admin)

| | 2023 | 2022 | 2021 | 2020 | 2019 | 2018 | 2017 | 2016 | 2015 | 2014 |
|---|---|---|---|---|---|---|---|---|---|---|
| **Portfolio** | 22.74% | -9.04% | 23.93% | -2.93% | 31.65% | -13.50% | 9.56% | 4.22% | 6.88% | 4.54% |
| **Benchmark** | 22.23% | -9.49% | 23.34% | -3.21% | 31.00% | -13.90% | 9.15% | 3.72% | 6.42% | 4.01% |
| **Spread** | 0.51% | 0.44% | 0.58% | 0.27% | 0.65% | 0.40% | 0.40% | 0.51% | 0.47% | 0.53% |

** Source : Amundi. The above cover complete periods of 12 months for each calendar year.* ***Past performance is no predictor of current and future results and does not guarantee future yield*** *. Any losses or gains do not take into consideration any costs, commissions and fees incurred by the investor in the issue and buyout of the shares (e.g. taxes, brokerage fees or other commissions deducted by the financial intermediary). If performance is calculated in a currency other than the euro, any losses or gains generated can thereby be affected by exchange rate fluctuations (both upward and downward). The discrepancy accounts for the performance difference between the portfolio and the index.*

# AMUNDI EURO STOXX 50 UCITS ETF DR - EUR

FACTSHEET

Marketing Communication
30/06/2024

EQUITY

## Meet the Team

**Lionel Brafman**

Head of the Index & Multistrategies team

**Vincent Masson**

Senior Portfolio Manager - Index & Multistrategies

**Jerome Gueguen**

Co-Portfolio Manager

## Index Data (Source : Amundi)

### Description of the Index

EURO STOXX® 50 Index is an equity index representative of the 50 leading securities of Eurozone developped countries (as defined in the index methodology).

### Information (Source: Amundi)

Asset class : **Equity**
Exposure : **Eurozone**
Benchmark index currency : **EUR**

Holdings : **50**

### Top 10 benchmark holdings (source : Amundi)

| | % of assets (Index) |
|---|---|
| ASML HOLDING NV | 10.00% |
| SAP SE / XETRA | 5.60% |
| LVMH MOET HENNESSY LOUIS VUI | 5.36% |
| TOTALENERGIES SE PARIS | 4.33% |
| SIEMENS AG-REG | 3.81% |
| SCHNEIDER ELECT SE | 3.80% |
| SANOFI | 3.01% |
| L OREAL (PARIS) | 2.98% |
| ALLIANZ SE-REG | 2.97% |
| AIR LIQUIDE SA | 2.75% |
| **Total** | **44.62%** |

### Geographical breakdown (Source: Amundi)

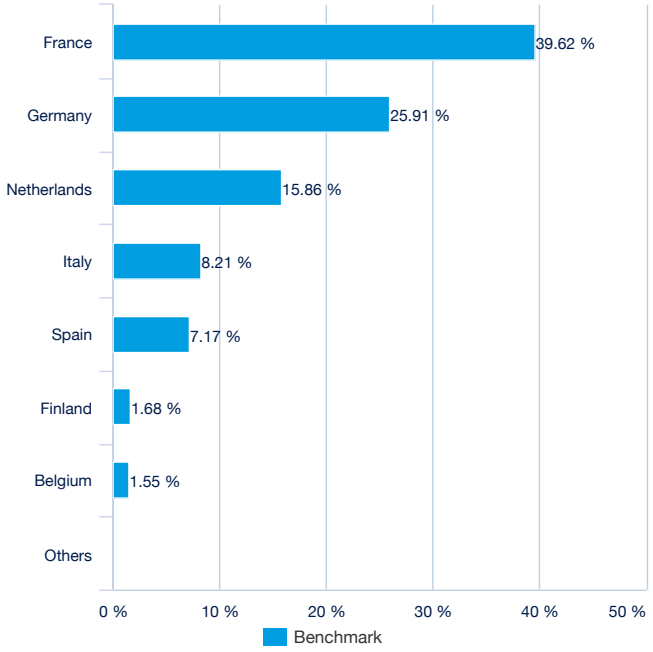


### Benchmark Sector breakdown (source : Amundi)

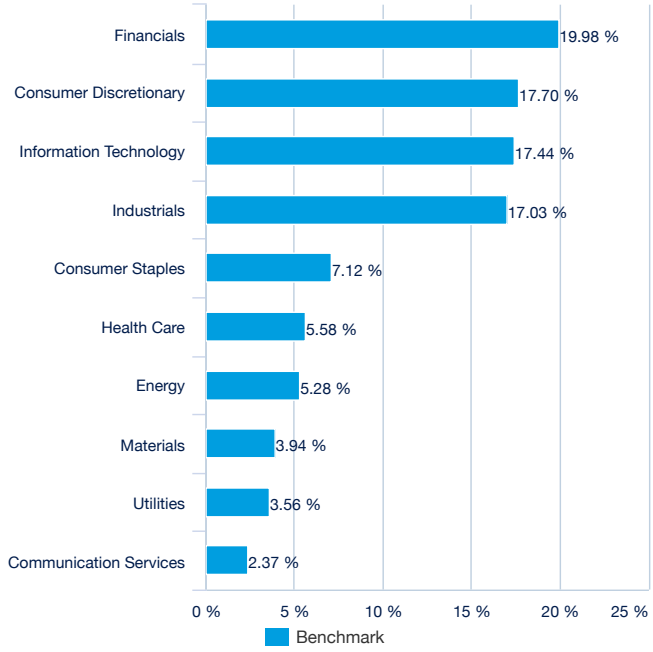

EQUITY

## Principal characteristics (Source : Amundi)

| | |
|---|---|
| Fund structure | SICAV under Luxembourg law |
| UCITS compliant | UCITS |
| Management Company | Amundi Luxembourg SA |
| Administrator | CACEIS Bank, Luxembourg Branch |
| Custodian | CACEIS Bank, Luxembourg Branch |
| Independent auditor | PRICEWATERHOUSECOOPERS LUXEMBOURG |
| Share-class inception date | 14/02/2018 |
| Date of the first NAV | 16/09/2008 |
| Share-class reference currency | EUR |
| Classification | - |
| Type of shares | Accumulation |
| ISIN code | LU1681047236 |
| Minimum investment to the secondary market | 1 Share(s) |
| Frequency of NAV calculation | Daily |
| Management fees and other administrative or operating costs | 0.15% |
| Minimum recommended investment period | 5 years |
| Fiscal year end | December |
| Primary Market Maker | BNP Paribas |

## Listing data (source : Amundi)

| Place | Hours | CCY | Mnemo | Bloomberg Ticker | Bloomberg iNAV | Reuters RIC | Reuters iNAV |
|---|---|---|---|---|---|---|---|
| Nyse Euronext Paris | 9:05 - 17:35 | EUR | C50 | C50 FP | INC50 | C50.PA | INC50INAV.PA |
| London Stock Exchange | - | GBX | MSED | MSED LN | - | MSED.L | - |
| Deutsche Börse | 9:00 - 17:30 | EUR | V50A | V50A GY | INC50 | V50A.DE | INC50INAV.PA |
| Borsa Italiana | 9:00 - 17:30 | EUR | C50 | C50 IM | INC50INAV.MI | C50.MI | .INC50 |
| Six Swiss Exchange | 9:00 - 17:30 | EUR | C50 | C50 SW | INC50INAV.S | C50.S | .INC50 |
| BIVA | - | EUR | C50N | C50N MM | - | - | - |

## Contact

### ETF Sales contact

| | |
|---|---|
| France & Luxembourg | +33 (0)1 76 32 65 76 |
| Germany & Austria | +49 (0) 800 111 1928 |
| Italy | +39 02 0065 2965 |
| Switzerland (German) | +41 44 588 99 36 |
| Switzerland (French) | +41 22 316 01 51 |
| United Kingdom | +44 (0) 20 7 074 9598 |
| UNITED KINGDOM (Instit) | +44 (0) 800 260 5644 |
| Netherlands | +31 20 794 04 79 |
| Nordic countries | +46 8 5348 2271 |
| Hong Kong | +65 64 39 93 50 |
| Spain | +34 914 36 72 45 |

### ETF Capital Markets contact

| | |
|---|---|
| Téléphone | +33 (0)1 76 32 19 93 |
| Bloomberg IB Chat | Capital Markets Amundi ETF<br>Capital Markets Amundi HK ETF |

### ETF Market Makers contact

| | |
|---|---|
| BNP Paribas | +33 (0)1 40 14 60 01 |
| Kepler Cheuvreux | +33 (0)1 53 65 35 25 |

### Amundi contact

**Amundi ETF**
90 bd Pasteur
CS 21564
75 730 Paris Cedex 15 - France
**Hotline :** +33 (0)1 76 32 47 74
info@amundietf.com

## Index Providers

STOXX and its licensors (the “Licensors”) have no relationship to the Amundi Asset Management, other than the licensing of the EURO STOXX 50® and the related trademarks for use in connection with the AMUNDI EURO STOXX 50.
STOXX and its Licensors do not:
Sponsor, endorse, sell or promote the AMUNDI EURO STOXX 50.
Recommend that any person invest in the AMUNDI EURO STOXX 50 or any other securities.
* Have any responsibility or liability for or make any decisions about the timing, amount or pricing of AMUNDI EURO STOXX 50.
* Have any responsibility or liability for the administration, management or marketing of the AMUNDI EURO STOXX 50.
* Consider the needs of the AMUNDI EURO STOXX 50 or the owners of the AMUNDI EURO STOXX 50 in determining, composing or calculating the EURO STOXX 50 or have any obligation to do so.
STOXX and its Licensors will not have any liability in connection with the AMUNDI EURO STOXX 50. Specifically,
* STOXX and its Licensors do not make any warranty, express or implied and disclaim any and all warranty about:
- The results to be obtained by the AMUNDI EURO STOXX 50, the owner of the AMUNDI EURO STOXX 50 or any other person in connection with the use of the EURO STOXX 50 and the data included in the EURO STOXX 50®;
- The accuracy or completeness of the EURO STOXX 50 and its data;
- The merchantability and the fitness for a particular purpose or use of the EURO STOXX 50® and its data;
* STOXX and its Licensors will have no liability for any errors, omissions or interruptions in the EURO STOXX 50® or its data;
* Under no circumstances will STOXX or its Licensors be liable for any lost profits or indirect, punitive, special or consequential damages or losses, even if STOXX or its Licensors knows that they might occur.
The licensing agreement between the Amundi Asset Management and STOXX is solely for their benefit and not for the benefit of the owners of the AMUNDI EURO STOXX 50 or any other third parties.

## Important information

The Sub-Fund has been authorised for distribution to non-qualified investors in or from Switzerland by FINMA. Representative : CACEIS Bank, Paris, Branch of Nyon/Swiss, 35 route de Signy, 1260 Nyon, Switzerland (in the past “CACEIS Bank Luxembourg, Luxembourg, Branch of Nyon”, Switzerland. Paying agent: CA Indosuez (Suisse) S.A., 4 quai General Guisan, 1204 Geneva. Subscriptions in the Sub-Funds will only be accepted on the basis of the SICAV’s latest prospectus and Key Investor Information Document (KIID), its latest annual and semi-annual reports and its articles of incorporation that may be obtained, free of charge, at the registered office of the Swiss Representative. Past performance is not a guarantee or a reliable indicator for current or future performance and returns. The performance data do not take account of the commissions and costs incurred on the issue and redemption of units. The date of the data in this document is that indicated at the top of the document, unless otherwise stated.

This document is designed exclusively for institutional, professional, qualified or sophisticated investors and distributors. It is not meant for the general public or private clients of any jurisdiction or those qualified as 'US Persons'. Approved investors in regard to the European Union are those which are defined as "Professional" investors in Directive 2004/39/EC of 21 April 2004 "MiFID" or, as the case may be, as defined under each local legislation and, insofar as the offer in Switzerland is concerned, "qualified investors" as set forth in the federal Law on Collective Investments (LPCC), the Ordinance on collective investments of 22 November 2006 (OPCC) and the FINMA 08/8 Circular regarding the legislation on collective investments of 20 November 2008. This document shall not, under any circumstance, be sent within the European Union to non "Professional" investors as defined by the MFI or under each local legislation, or in Switzerland to those investors which are not defined as "qualified investors" in the applicable law and regulations.