AMUNDI EURO GOVERNMENT TILTED GREEN BOND UCITS ETF ACC

FACTSHEET

Marketing Communication

30/06/2024

BOND

Key Information (Source: Amundi)

Net Asset Value (NAV) : **212.02 (EUR)**
NAV and AUM as of : **28/06/2024**
Assets Under Management (AUM) :
2,816.13 (million EUR)
ISIN code : **LU1681046261**
Replication type : **Physical**
Benchmark :
100% BLOOMBERG EURO TREASURY GREEN BOND TILTED

Objective and Investment Policy

The objective of this Sub-Fund is to track the performance of Bloomberg Euro Treasury Green Bond Tilted Index (the "Index"), and to minimize the tracking error between the net asset value of the Sub-Fund and the performance of the Index. The Sub-Fund aims to achieve a level of tracking error of the Sub-Fund and its index that will not normally exceed 1%

Risk Indicator *(Source : Fund Admin)*

1 2 **3** 4 5 6 7

Lower Risk — Higher Risk

The risk indicator assumes you keep the product for 5 years.
The summary risk indicator is a guide to the level of risk of this product compared to other products. It shows how likely it is that the product will lose money because of movement in the markets or because we are not able to pay you.

Returns (Source: Fund Admin) - *Past performance does not predict future returns*

Performances from 30/06/2014 to 28/06/2024 (Source : Fund Admin)

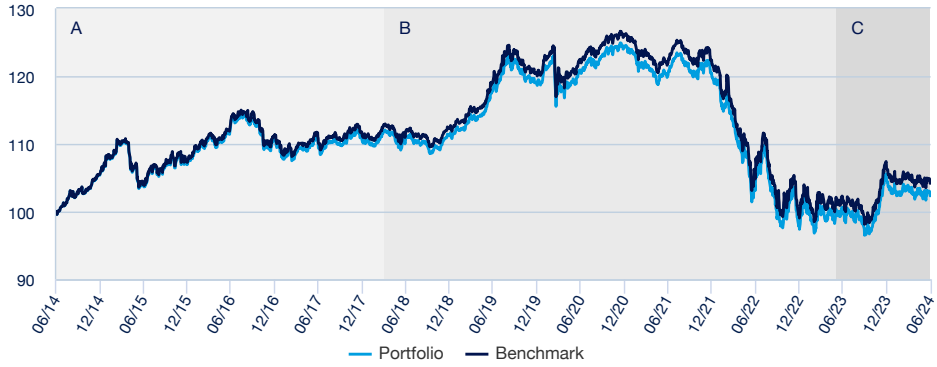

A : Sur la base des performances réalisées depuis la date de lancement du Fonds français « AMUNDI ETF GOVT BOND EUROMTS BROAD INVESTMENT GRADE UCITS ETF » géré par Amundi Asset Management et absorbé par « AMUNDI GOVT BOND EUROMTS BROAD INVESTMENT GRADE » le 05/04/2018.
B : Performance of the Sub-Fund since the date of its launch
C : Since the beginning of this period, the reference indicator of the Sub-Fund is Bloomberg Euro Treasury Green Bond Tilted Index

Cumulative returns* (Source: Fund Admin)

	YTD	1 month	3 months	1 year	3 years	5 years	Since
Since	29/12/2023	31/05/2024	28/03/2024	30/06/2023	30/06/2021	28/06/2019	22/06/2009
Portfolio	-2.11%	0.17%	-1.43%	2.28%	-15.12%	-13.23%	32.87%
Benchmark	-2.04%	0.19%	-1.38%	2.43%	-14.86%	-12.61%	36.42%
Spread	-0.08%	-0.02%	-0.05%	-0.15%	-0.26%	-0.63%	-3.55%

Calendar year performance* (Source: Fund Admin)

	2023	2022	2021	2020	2019	2018	2017	2016	2015	2014
Portfolio	7.34%	-18.74%	-3.69%	4.88%	6.66%	0.69%	0.00%	3.08%	1.43%	13.31%
Benchmark	7.36%	-18.65%	-3.51%	5.10%	6.89%	0.91%	0.22%	3.30%	1.68%	13.47%
Spread	-0.02%	-0.09%	-0.18%	-0.23%	-0.23%	-0.22%	-0.22%	-0.22%	-0.25%	-0.15%

** Source : Amundi. The above cover complete periods of 12 months for each calendar year.* ***Past performance is no predictor of current and future results and does not guarantee future yield*** *. Any losses or gains do not take into consideration any costs, commissions and fees incurred by the investor in the issue and buyout of the shares (e.g. taxes, brokerage fees or other commissions deducted by the financial intermediary). If performance is calculated in a currency other than the euro, any losses or gains generated can thereby be affected by exchange rate fluctuations (both upward and downward). The discrepancy accounts for the performance difference between the portfolio and the index.*

Risk indicators (Source: Fund Admin)

	1 year	3 years	Inception to date *
Portfolio volatility	5.50%	7.31%	5.00%
Benchmark volatility	5.49%	7.31%	5.00%
Ex-post Tracking Error	0.02%	0.07%	0.04%
Sharpe ratio	-0.30	-0.97	0.31

* Volatility is a statistical indicator that measures an asset's variations around its average value. For example, market variations of +/- 1.5% per day correspond to a volatility of 25% per year.
The Tracking Error indicator measures the performance's difference between the fund and the benchmark

AMUNDI EURO GOVERNMENT TILTED GREEN BOND UCITS ETF ACC

FACTSHEET

Marketing Communication
30/06/2024

BOND

Meet the Team

Stéphanie Pless

Head of Fixed Income Index Management

Olivier Chatelot

Lead Portfolio Manager

Julien Laurent

Co-Portfolio Manager

Portfolio Data (Source: Amundi)

Information (Source: Amundi)

Asset class : **Bond**
Exposure : **Eurozone**
Benchmark index currency : **EUR**

Holdings : **379**

Portfolio Indicators (Source: Fund Admin)

	Portfolio
Modified duration [1]	7.16
Average rating [2]	A-
Yield To Maturity	3.17%

[1] Modified duration (in points) estimates a bond portfolio's percentage price change for 1% change in yield
[2] Based on cash bonds and CDS but excludes other types of derivatives

Portfolio Breakdown (Source: Amundi)

By maturity (Source: Amundi)

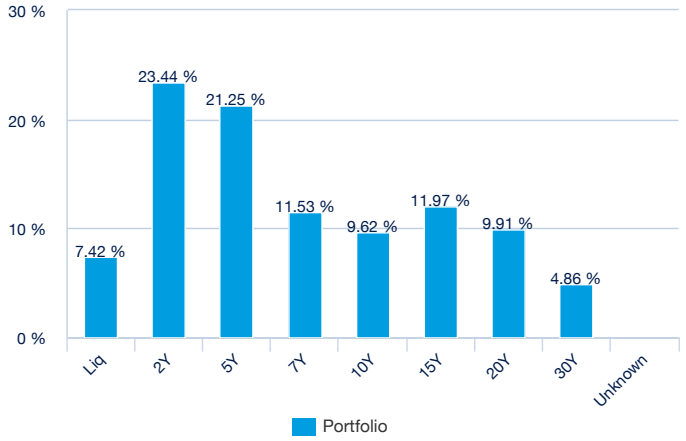

By rating (source : Amundi)

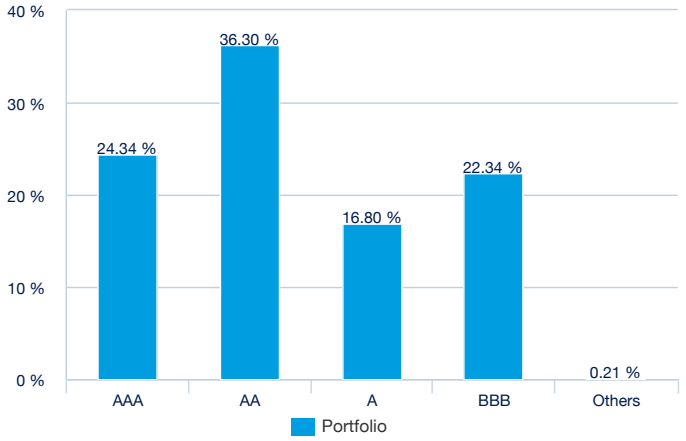

By issuer (Source: Amundi)

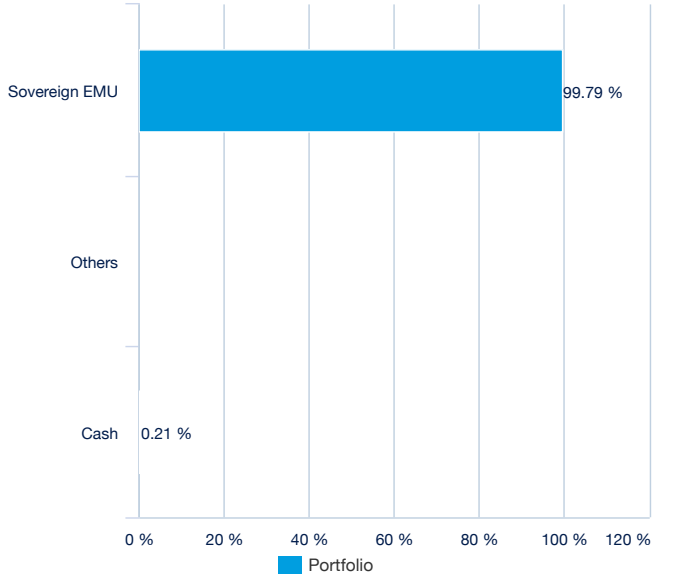

By country (source : Amundi)

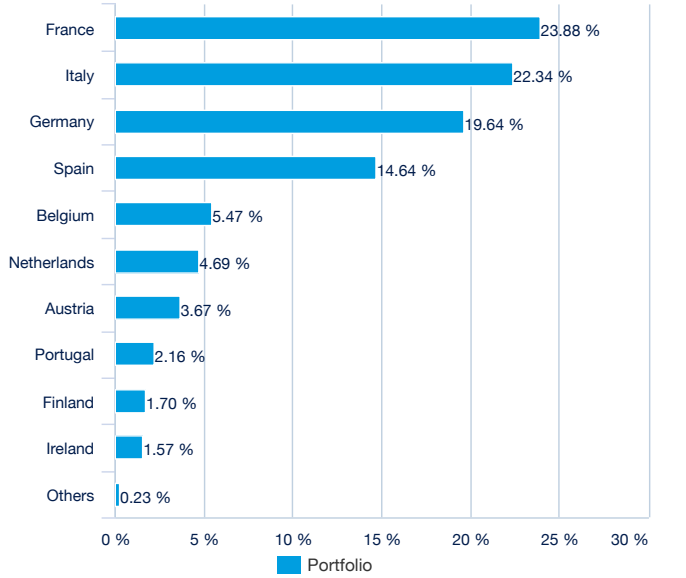

BOND

Principal characteristics (Source : Amundi)

Fund structure	SICAV under Luxembourg law
UCITS compliant	UCITS
Management Company	Amundi Luxembourg SA
Administrator	CACEIS Bank, Luxembourg Branch
Custodian	CACEIS Bank, Luxembourg Branch
Independent auditor	PRICEWATERHOUSECOOPERS LUXEMBOURG
Share-class inception date	05/04/2018
Date of the first NAV	22/06/2009
Share-class reference currency	EUR
Classification	-
Type of shares	Accumulation
ISIN code	LU1681046261
Minimum investment to the secondary market	1 Share(s)
Frequency of NAV calculation	Daily
Management fees and other administrative or operating costs	0.14%
Minimum recommended investment period	5 years
Fiscal year end	December
Primary Market Maker	SGCIB

Listing data (source : Amundi)

Place	Hours	CCY	Mnemo	Bloomberg Ticker	Bloomberg iNAV	Reuters RIC	Reuters iNAV
Nyse Euronext Paris	9:05 - 17:35	EUR	CB3	CB3 FP	INCB3INAV.PA	CB3.PA	.INCB3
Deutsche Börse	9:00 - 17:30	EUR	CB3G	CB3G GY	INCB3	CB3G.DE	INCB3INAV.PA
Borsa Italiana	9:00 - 17:30	EUR	CB3	CB3 IM	INCB3INAV.MI	CB3.MI	.INCB3
Six Swiss Exchange	9:00 - 17:30	EUR	CB3	CB3 SW	INCB3INAV.S	CB3.S	.INCB3

Contact

ETF Sales contact

France & Luxembourg	+33 (0)1 76 32 65 76
Germany & Austria	+49 (0) 800 111 1928
Italy	+39 02 0065 2965
Switzerland (German)	+41 44 588 99 36
Switzerland (French)	+41 22 316 01 51
United Kingdom	+44 (0) 20 7 074 9598
UNITED KINGDOM (Instit)	+44 (0) 800 260 5644
Netherlands	+31 20 794 04 79
Nordic countries	+46 8 5348 2271
Hong Kong	+65 64 39 93 50
Spain	+34 914 36 72 45

ETF Capital Markets contact

Téléphone	+33 (0)1 76 32 19 93
Bloomberg IB Chat	Capital Markets Amundi ETF
	Capital Markets Amundi HK ETF

ETF Market Makers contact

SG CIB	+33 (0)1 42 13 38 63
BNP Paribas	+44 (0) 207 595 1844

Amundi contact

Amundi ETF
90 bd Pasteur
CS 21564
75 730 Paris Cedex 15 - France
Hotline : +33 (0)1 76 32 47 74
info@amundietf.com

Index Providers

"Bloomberg®" and Bloomberg Euro Treasury Green Bond Tilted Index are service marks of Bloomberg Finance L.P. and its affiliates, including Bloomberg Index Services Limited ("BISL"), the administrator of the index (collectively, "Bloomberg"), and have been licensed for use for certain purposes by Amundi Asset Management.

The Sub-Funds are not sponsored, endorsed, sold or promoted by Bloomberg. Bloomberg does not make any representation or warranty, express or implied, to the owners of or counterparties to the AMUNDI EURO GOVERNMENT TILTED GREEN BOND or any member of the public regarding the advisability of investing in securities generally or in the AMUNDI EURO GOVERNMENT TILTED GREEN BOND particularly. The only relationship of Bloomberg to Amundi Asset Management is the licensing of certain trademarks, trade names and service marks and of the Bloomberg Euro Treasury Green Bond Tilted Index, which is determined, composed and calculated by BISL without regard to Amundi Asset Management or the AMUNDI EURO GOVERNMENT TILTED GREEN BOND. Bloomberg has no obligation to take the needs of Amundi Asset Management or the owners of the AMUNDI EURO GOVERNMENT TILTED GREEN BOND into consideration in determining, composing or calculating the Bloomberg Euro Treasury Green Bond Tilted Index. Bloomberg is not responsible for and has not participated in the determination of the timing of, prices at, or quantities of the AMUNDI EURO GOVERNMENT TILTED GREEN BOND to be issued. Bloomberg shall not have any obligation or liability, including, without limitation, to AMUNDI EURO GOVERNMENT TILTED GREEN BOND customers, in connection with the administration, marketing or trading of the AMUNDI EURO GOVERNMENT TILTED GREEN BOND.

BLOOMBERG DOES NOT GUARANTEE THE ACCURACY AND/OR THE COMPLETENESS OF THE BLOOMBERG EURO TREASURY GREEN BOND TILTED INDEX OR ANY DATA RELATED THERETO AND SHALL HAVE NO LIABILITY FOR ANY ERRORS, OMISSIONS OR INTERRUPTIONS THEREIN. BLOOMBERG DOES NOT MAKE ANY WARRANTY, EXPRESS OR IMPLIED, AS TO RESULTS TO BE OBTAINED BY AMUNDI ASSET MANAGEMENT, OWNERS OF THE AMUNDI EURO GOVERNMENT TILTED GREEN BOND OR ANY OTHER PERSON OR ENTITY FROM THE USE OF THE BLOOMBERG EURO TREASURY GREEN BOND TILTED INDEX OR ANY DATA RELATED THERETO. BLOOMBERG DOES NOT MAKE ANY EXPRESS OR IMPLIED WARRANTIES AND EXPRESSLY DISCLAIMS ALL WARRANTIES OF MERCHANTABILITY OR FITNESS FOR A PARTICULAR PURPOSE OR USE WITH RESPECT TO THE BLOOMBERG EURO TREASURY GREEN BOND TILTED INDEX OR ANY DATA RELATED THERETO. WITHOUT LIMITING ANY OF THE FOREGOING, TO THE MAXIMUM EXTENT ALLOWED BY LAW, BLOOMBERG, ITS LICENSORS, AND ITS AND THEIR RESPECTIVE EMPLOYEES, CONTRACTORS, AGENTS, SUPPLIERS, AND VENDORS SHALL HAVE NO LIABILITY OR RESPONSIBILITY WHATSOEVER FOR ANY INJURY OR DAMAGES - WHETHER DIRECT, INDIRECT, CONSEQUENTIAL, INCIDENTAL, PUNITIVE OR OTHERWISE - ARISING IN CONNECTION WITH THE AMUNDI EURO GOVERNMENT TILTED GREEN BOND OR BLOOMBERG EURO TREASURY GREEN BOND TILTED INDEX OR ANY DATA OR VALUES RELATING THERETO - WHETHER ARISING FROM THEIR NEGLIGENCE OR OTHERWISE, EVEN IF NOTIFIED OF THE POSSIBILITY THEREOF.

Important information

The Sub-Fund has been authorised for distribution to non-qualified investors in or from Switzerland by FINMA. Representative : CACEIS Bank, Paris, Branch of Nyon/Swiss, 35 route de Signy, 1260 Nyon, Switzerland (in the past “CACEIS Bank Luxembourg, Luxembourg, Branch of Nyon”, Switzerland. Paying agent: CA Indosuez (Suisse) S.A., 4 quai General Guisan, 1204 Geneva. Subscriptions in the Sub-Funds will only be accepted on the basis of the SICAV’s latest prospectus and Key Investor Information Document (KIID), its latest annual and semi-annual reports and its articles of incorporation that may be obtained, free of charge, at the registered office of the Swiss Representative. Past performance is not a guarantee or a reliable indicator for current or future performance and returns. The performance data do not take account of the commissions and costs incurred on the issue and redemption of units. The date of the data in this document is that indicated at the top of the document, unless otherwise stated.

This document is designed exclusively for institutional, professional, qualified or sophisticated investors and distributors. It is not meant for the general public or private clients of any jurisdiction or those qualified as 'US Persons'. Approved investors in regard to the European Union are those which are defined as "Professional" investors in Directive 2004/39/EC of 21 April 2004 "MiFID" or, as the case may be, as defined under each local legislation and, insofar as the offer in Switzerland is concerned, "qualified investors" as set forth in the federal Law on Collective Investments (LPCC), the Ordinance on collective investments of 22 November 2006 (OPCC) and the FINMA 08/8 Circular regarding the legislation on collective investments of 20 November 2008. This document shall not, under any circumstance, be sent within the European Union to non "Professional" investors as defined by the MFI or under each local legislation, or in Switzerland to those investors which are not defined as "qualified investors" in the applicable law and regulations.