Amundi Euro Inflation Expectations 2-10Y UCITS ETF Acc

FACTSHEET

Marketing Communication

31/05/2024

BOND

Key Information (Source: Amundi)

Net Asset Value (NAV) : **115.09 (EUR)**
NAV and AUM as of : **31/05/2024**
Assets Under Management (AUM) :
218.72 (million EUR)
ISIN code : **LU1390062245**
Replication type : **Synthetical**
Benchmark :
100% MARKIT IBOXX EUR BREAKEVEN EURO-INFLATION FRANCE & GERMANY
Date of the first NAV : **13/04/2016**
First NAV : **100.00 (EUR)**

Objective and Investment Policy

The Lyxor EUR 2-10Y Inflation Expectations UCITS ETF - Acc is a UCITS compliant exchange traded fund that aims to track the benchmark index Markit iBoxx EUR Breakeven Euro-Inflation France & Germany Index Nominal TRI.

Amundi ETFs are efficient investment vehicles listed on exchange that offer transparent, liquid and low-cost exposure to the underlying benchmarkindex.

Risk Indicator *(Source : Fund Admin)*

1 **2** 3 4 5 6 7

Lower Risk — Higher Risk

The risk indicator assumes you keep the product for 3 years.
The summary risk indicator is a guide to the level of risk of this product compared to other products. It shows how likely it is that the product will lose money because of movement in the markets or because we are not able to pay you.

« Technical net asset values may be calculated and published for any calendar day (excluding Saturdays and Sundays) that is neither a business day nor a transaction day. These technical net asset values are merely indicative and will not be the basis for purchasing, switching, redeeming and/or transferring shares."

Returns (Source: Fund Admin) - *Past performance does not predict future returns*

Performances from 13/04/2016 to 31/05/2024 (Source : Fund Admin)

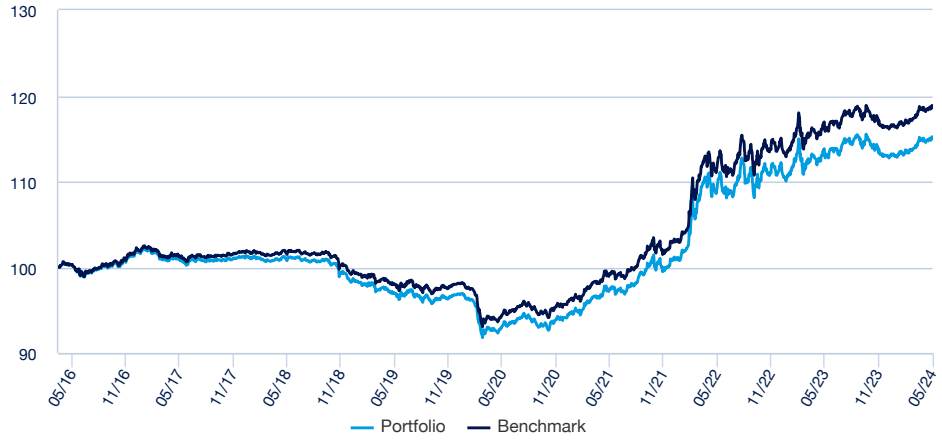

Risk indicators (Source: Fund Admin)

	1 year	3 years	Inception to date *
Portfolio volatility	2.45%	4.75%	3.38%
Benchmark volatility	2.45%	4.75%	3.37%
Ex-post Tracking Error	0.01%	0.07%	0.09%
Sharpe ratio	-0.77	0.87	0.42

* Volatility is a statistical indicator that measures an asset's variations around its average value. For example, market variations of +/- 1.5% per day correspond to a volatility of 25% per year.
The Tracking Error indicator measures the performance's difference between the fund and the benchmark

Cumulative returns* (Source: Fund Admin)

	YTD	1 month	3 months	1 year	3 years	5 years	10 years
Depuis le	29/12/2023	30/04/2024	29/02/2024	31/05/2023	31/05/2021	31/05/2019	-
Portfolio	1.89%	0.03%	1.21%	1.86%	18.07%	18.75%	-
Benchmark	2.08%	0.07%	1.32%	2.29%	19.65%	21.21%	-
Spread	-0.19%	-0.04%	-0.10%	-0.42%	-1.58%	-2.47%	-

Calendar year performance* (Source: Fund Admin)

	2023	2022	2021	2020	2019	2018	2017	2016	2015	2014
Portfolio	1.08%	10.69%	7.28%	-2.86%	-1.60%	-2.77%	-0.37%	-	-	-
Benchmark	1.58%	11.14%	7.72%	-2.52%	-1.25%	-2.43%	-0.03%	-	-	-
Spread	-0.50%	-0.45%	-0.44%	-0.35%	-0.35%	-0.34%	-0.34%	-	-	-

** Source : Amundi. The above cover complete periods of 12 months for each calendar year.* ***Past performance is no predictor of current and future results and does not guarantee future yield*** *. Any losses or gains do not take into consideration any costs, commissions and fees incurred by the investor in the issue and buyout of the shares (e.g. taxes, brokerage fees or other commissions deducted by the financial intermediary). If performance is calculated in a currency other than the euro, any losses or gains generated can thereby be affected by exchange rate fluctuations (both upward and downward). The discrepancy accounts for the performance difference between the portfolio and the index.*

Amundi Euro Inflation Expectations 2-10Y UCITS ETF Acc

FACTSHEET
Marketing Communication
31/05/2024

BOND

Index Data (Source : Amundi)

Description of the Index

The index is designed to provide exposure to breakeven inflation by entering into a long position in inflation-linked bonds issued by France and Germany and a short position in France and Germany sovereign bonds with adjacent durations.

Top 10 benchmark holdings (source : Amundi)

	% of assets (Index)
OAT IE 1.85% 07/27	21.40%
DBRI IE 0.5% 4/30	18.10%
OAT IE 0.1% 03/29 OATE	14.93%
OAT IE 3.15% 07/32	14.72%
OAT IE 0.7% 7/30	14.13%
OAT IE 0.1% 07/31 OATE	8.72%
DBRI IE IE 0.1% 04/33 I/L	8.01%
DBR 4% 04/01/37	-1.03%
DBR % 02/30	-1.47%
OAT 2.75% 02/29 OAT	-1.59%
Total	**95.91%**

Information (Source: Amundi)

Asset class : **Bond**
Exposure : **Eurozone**

Holdings : **20**

Benchmark Indicators (Source: Fund Admin)

	Benchmark
Modified duration [1]	1.27
Yield To Maturity	4.14%
Median rating [2]	AA

[1] Modified duration (in points) estimates a bond portfolio's percentage price change for 1% change in yield
[2] Based on cash bonds and CDS but excludes other types of derivatives

Benchmark Breakdown (Source: Amundi)

Top 5 benchmark long leg

	% of assets (Index)
OAT IE 1.85% 07/27	21.40%
DBRI IE 0.5% 4/30	18.10%
OAT IE 0.1% 03/29 OATE	14.93%
OAT IE 3.15% 07/32	14.72%
OAT IE 0.7% 7/30	14.13%

Top 5 benchmark short leg

	% of assets (Index)
OAT 5.75% 01-10/32	3.83%
OAT 1% 5/27	3.55%
OAT 2.75% 02/29 OAT	1.59%
DBR % 02/30	1.47%
DBR 4% 04/01/37	1.03%

By maturity ETF (Long leg)

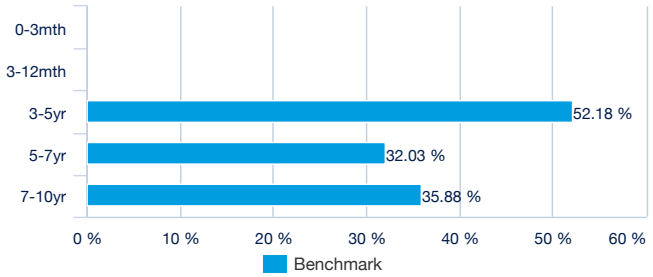

By rating (Long leg)

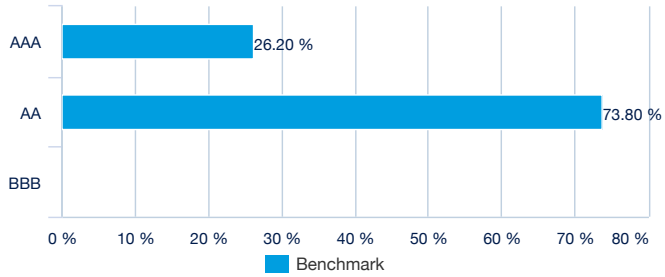

By issuer (Source: Amundi)

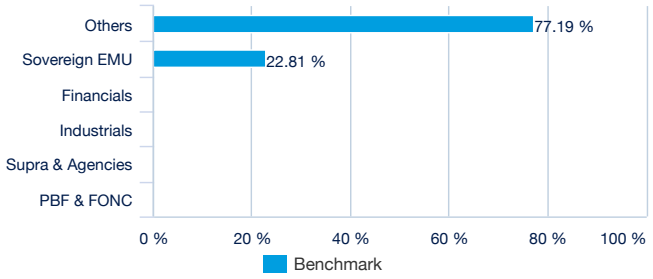

By country (source : Amundi)

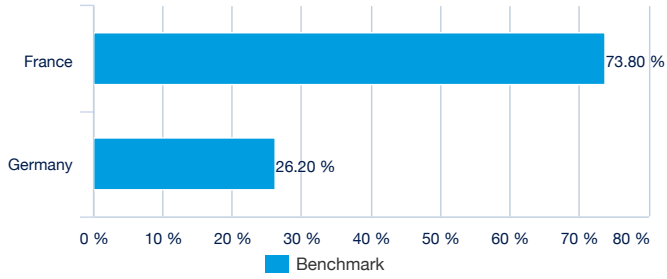

BOND

Principal characteristics (Source : Amundi)

Fund structure	SICAV under Luxembourg law
UCITS compliant	UCITS
Management Company	Amundi Luxembourg SA
Administrator	SOCIETE GENERALE LUXEMBOURG
Custodian	SOCIETE GENERALE LUXEMBOURG
Independent auditor	PRICEWATERHOUSECOOPERS LUXEMBOURG
Share-class inception date	13/04/2016
Date of the first NAV	13/04/2016
Share-class reference currency	EUR
Classification	Not applicable
Type of shares	Accumulation
ISIN code	LU1390062245
Minimum investment to the secondary market	1 Share(s)
Frequency of NAV calculation	Daily
Management fees and other administrative or operating costs	0.25%
Fiscal year end	September

Listing data (source : Amundi)

Place	Hours	CCY	Mnemo	Bloomberg Ticker	Bloomberg iNAV	Reuters RIC	Reuters iNAV
Deutsche Börse	9:00 - 17:30	EUR	INFL	EUIN GY	INFLAIV	EUING.DE	INFLAIV
Six Swiss Exchange	9:00 - 17:30	EUR	INFL	INFL SW	INFLAIV	INFL.S	INFLAIV
Borsa Italiana	9:00 - 17:30	EUR	INFL	INFL IM	INFLAIV	INFL.MI	INFLAIV
London Stock Exchange	9:00 - 17:30	GBP	INFL	INFL LN	INFLGBIV	INFL.L	INFLGBIV
Nyse Euronext Paris	9:00 - 17:30	EUR	INFL	INFL FP	INFLAIV	INFL.PA	INFLAIV

Contact

ETF Sales contact

France & Luxembourg	+33 (0)1 76 32 65 76
Germany & Austria	+49 (0) 800 111 1928
Italy	+39 02 0065 2965
Switzerland (German)	+41 44 588 99 36
Switzerland (French)	+41 22 316 01 51
United Kingdom	+44 (0) 20 7 074 9598
UNITED KINGDOM (Instit)	+44 (0) 800 260 5644
Netherlands	+31 20 794 04 79
Nordic countries	+46 8 5348 2271
Hong Kong	+65 64 39 93 50
Spain	+34 914 36 72 45

ETF Market Makers contact

SG CIB	+33 (0)1 42 13 38 63
BNP Paribas	+44 (0) 207 595 1844

Amundi contact

Amundi ETF
90 bd Pasteur
CS 21564
75 730 Paris Cedex 15 - France
Hotline : +33 (0)1 76 32 47 74
info@amundietf.com

ETF Capital Markets contact

Téléphone	+33 (0)1 76 32 19 93
Bloomberg IB Chat	Capital Markets Amundi ETF Capital Markets Amundi HK ETF

Index Providers

The Index referred to here is the property of Markit Indices Limited (the "Index Sponsors") and it is used under licence for the Sub-Fund. The parties agree that the Index Sponsor does not approve of, endorse or recommend the SubFund. Under no circumstances does the Index Sponsor provide any guarantee - whether explicit or implicit (including but not limited to the commercial value or appropriateness for any specific use or utilisation) - pertaining to the Index or any data included in or linked to the Index and, in particular, declines any guarantee relating to the quality, accuracy and/or exhaustiveness of the Index or the data included in or linked to the Index, or the results obtained from use of the Index and/or the composition of the Index at a given date or moment, likewise the financial rating of any issuing entity or any credit or similar event (irrespective of the definition of such) relating to a bond in the Index at a given date or at any other time. The Index Sponsor cannot be held liable for any reason whatsoever in terms of an error in the Index, and the Index Sponsor is not required to inform of such an error, in the event it would occur. Under no circumstances do the Index Sponsors issue a recommendation to buy or sell the SubFund, nor do they express an opinion concerning the ability of the Index to replicate the performance of the markets in question, or concerning the Index or any transaction or product related to it, or indeed the corresponding risks. The Index Sponsor is under no obligation to take the needs of a third party into consideration during the determination, modification in the composition or calculation of the Index. The purchaser or a seller of the Sub-Fund and the Index Sponsors cannot be held liable in the event the Index Sponsors do not take the necessary measures in determining, adjusting or calculating the Index. The Index Sponsors and their related companies retain the right to process any of the bonds making up the Index, and may, when permitted, accept deposits, make loans or perform any other credit activity, and more generally carry out all or any investment banking and finance service or other commercial activity with these bonds'

Important information

The Fund presents an unmeasurable risk of capital loss. Past performance in no way serves as either an indication of future results or a guarantee of future returns. For further information about the risks and before making any investment, refer to the Key Investor Information Document (KIID) and the prospectus for each fund, available in French on request or on the website: amundietf.fr The information contained in this document has been obtained from sources believed to be reliable. Amundi cannot, however, ensure that the information is accurate and reserves the right to amend the analyses presented above at any time. This document is of a non-contractual nature and in no way constitutes a recommendation, solicitation of an offer or an offer regarding a purchase, sale or exchange relating to the Fund described herein, and must under no circumstances be interpreted as such. The transparency policy and information on the composition of the funds' assets are available at amundietf.com. The indicative net asset value is published by the stock markets. Fund units purchased on the secondary market cannot generally be resold directly to the Fund. Investors must buy and sell units on a secondary market with the assistance of an intermediary (e.g. a broker) and may, in this case, have to pay charges. In addition, it is possible that investors may pay more than the current net asset value when they buy units and receive less than the current net asset value when they sell. Complete list of brokers and marketmakers available at : amundietf.com Financial intermediary fees apply. Amundi Suisse SA has been authorized in Switzerland as distributor of collective investment schemes. Amundi Suisse SA is distributing in Switzerland and from Switzerland the collective investment schemes managed by Amundi S.A. and /or Amundi Luxembourg. In this respect, Amundi Suisse SA informs investors that it collects, from Amundi S.A. and/ or Amundi Luxembourg, a compensation under article 34 al. 2bis in the Ordinance on collective investment schemes (Ordonnance sur les placements collectifs de capitaux, OPCC). This compensation can constitute a part of the management fees stated in the prospectus. Additional information regarding the existence, nature and calculation method for the compensation received by Amundi Suisse SA within the frame of its distribution activity in Switzerland or from Switzerland may be provided upon written request to Amundi Suisse SA 6-8 rue de Candolle 1205 Genève Suisse. This document is designed exclusively for qualified investors as set forth in the federal Law on Collective Investments (LPCC) and its implementing Ordinance. The Sub-Fund is not approved for distribution to non-qualified investors by the Swiss Financial Market Supervisory Authority ("FINMA"). The Key Investor Information Document (KIID), prospectus, regulations and annual/semi-annual reports may be obtained, free of charge, at the registered Suisse office, CACEIS (Switzerland) S.A., route de Signy 35, 1260 Nyon. In connection with the distribution in Switzerland, the place of execution and competent court are at the registered office of the representative CREDIT AGRICOLE (SUISSE) SA, 4 Quai Général-Guisan, 1204 Genève, acting as payment service for the Funds in Switzerland.